

Orthodontics
2023

Laboratory
Products



LeoneAmerica Dental Products is a California corporation established in 2016 which distributes exclusively Leone branded orthodontic products in the USA, Canada, and Puerto Rico.

Leone S.p.A. is the leading Italian manufacturer of **orthodontic products**.

Its history began in the workshop of Mario Pozzi, a resourceful craftsman, and today continues as a cutting-edge orthodontic manufacturing.

The **family** is a founding value for Leone and from generation to generation the company developed the production and the marketing of the products.

In particular, Leone entered in the US market in the mid-70s through a distributor and since then it continued growing.

Research and **development** are at the core of Leone, and significant investments are made each year in the analysis, design, production, and clinical testing of new additions to the product line. On the other side of the globe, LeoneAmerica proudly sells the Leone orthodontic line carrying on and spreading the parent company's values.

2022 has been an important year for the American company since it experienced a change in ownership and Leone Spa became the sole shareholder.


And in 2023 LeoneAmerica moved in a brand-new location always in Oxnard, CA, to accommodate its expected growth.

To emphasize these great **changes** and the renewed **synergy** between the manufacturer and the distributor a new brand identity for LeoneAmerica has been designed.

The marketing department of Leone Spa together with the LeoneAmerica's team looked to Leone's rich history for inspiration and created a custom typeface based directly on the forms of the old logo. The letters of the font are all set at the original angle of the "L", a forward tilt that suggests a sense of **energy** and **excitement**, reflecting the continuous need of moving forward and innovate. Mixing **craft** and **heritage** with **modernity** and **innovation**, LeoneAmerica's logo becomes part and parcel of the parent company's, reflecting the ideals that the company represents.

The new brand identity is designed to work seamlessly across a wide range of applications, from business cards to web page.

Today, as in 1934, the soul of our companies has not changed, and it is committed to continuous product improvement and customer satisfaction.



Leone[®]AMERICA

805-487-9860
info@leoneamerica.com
www.leoneamerica.com

1641 South Rose Avenue
Oxnard, CA 93033-2470


LeoneAmerica sole distributor of
Leone S.p.A. orthodontic products in
USA, Canada, and Puerto Rico.



2



4



30



49



53



65



It allows the manufacturing of totally customized expanders both hybrid (teeth and TADs) and fully Bone Borne

PALATAL EXPANDER FOR TADS

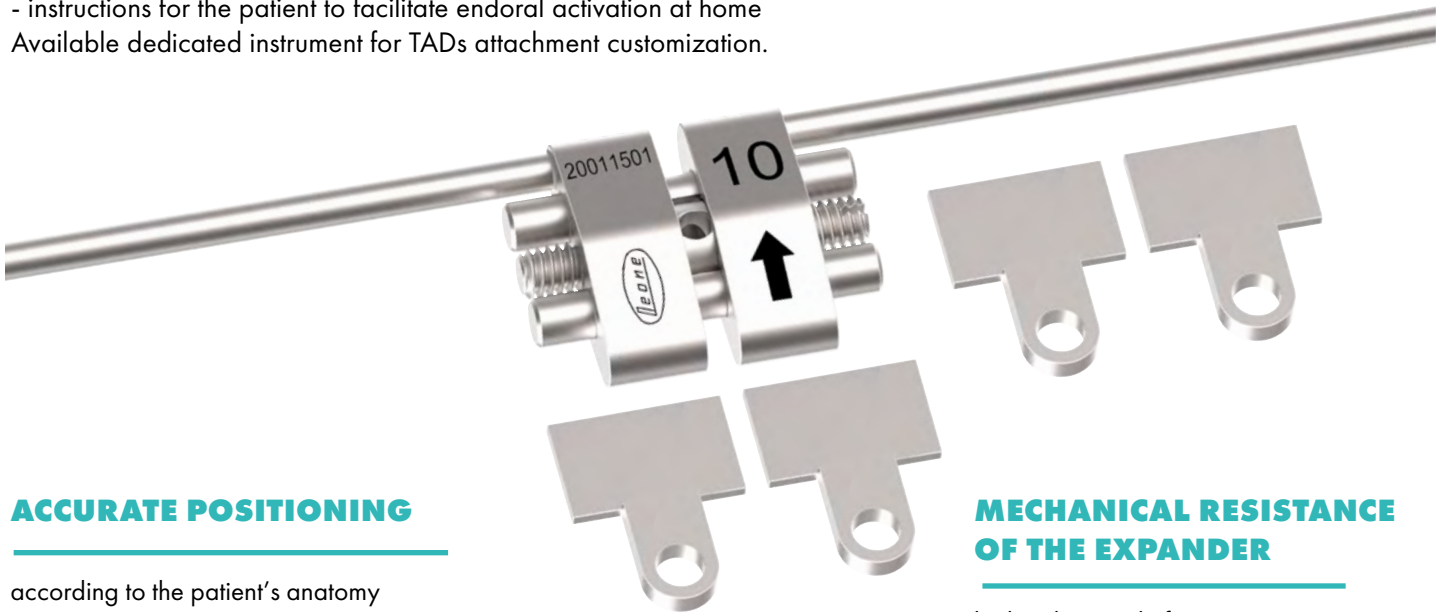
It features two posterior arms, and, in the package, 4 dedicated TAD attachments are included that can be adapted to patient's anatomy and welded by the lab on the body of the screw.

The enhanced strength of the expander ensures high mechanical resistance to apply high forces necessary for MARPE therapy (miniscrew assisted rapid palatal expander) even in adult patients.

Thanks to the adaptable TADs attachments, it is possible to highly customize the rapid palatal expander on each patient anatomy, both in TADs-first and in TADs-last approach. Therefore an optimized expansion load distribution on the TADs can be achieved.

Pack content:

- 4 attachments for TAD
 - 1 stainless steel wrench
 - 1 strengthened swivel key with handle
 - instructions for the patient to facilitate endoral activation at home
- Available dedicated instrument for TADs attachment customization.

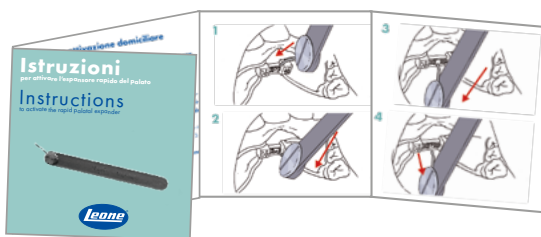


ACCURATE POSITIONING

according to the patient's anatomy and orientation of the TADs attachments based on the position of the TADs

MECHANICAL RESISTANCE OF THE EXPANDER

higher than 60 kgf




INSTRUCTIONS TO ACTIVATE THE EXPANDER

useful for parents and clinicians









STRENGTHENED SWIVEL KEY

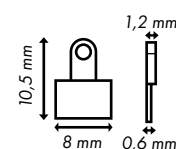
The intraoral activation key **only** dedicated to these expanders and supplied inside the package, is characterized by a high resistance and its use is mandatory to allow the full transmission of the expansive force



RPE FOR TADS


**LEARN
MORE**


				CODE		activation turns	
11 mm	4 mm	arms 1,5 mm	0,8 mm		body mm	mm	for maximum expansion limit
				201A0620-08	12	8	40
				201A0620-10	15	10	50
				201A0620-12	17	12	60




Ø hole 2,2mm

P0201-00

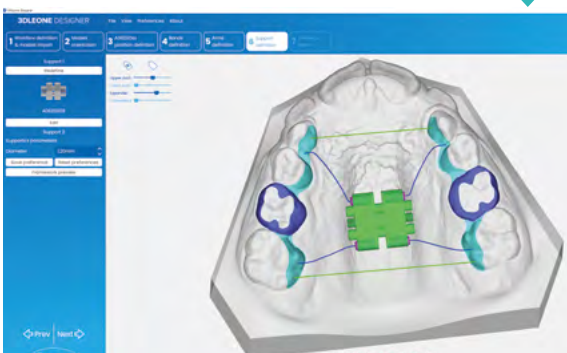
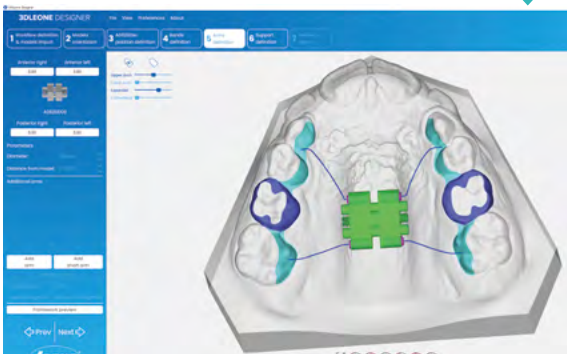
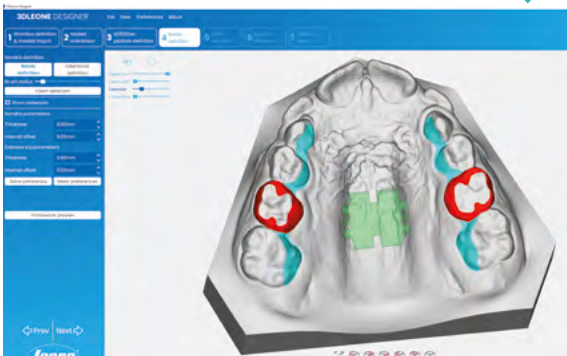
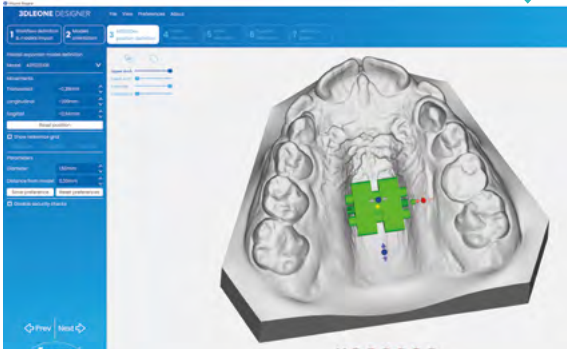
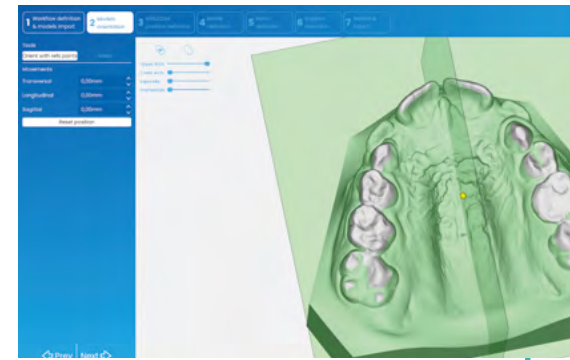
BENDING INSTRUMENTS FOR TADS ATTACHMENT

Made by two elements, it is used to easily adapt the TADs attachments to every anatomical and treatment need. Both components are made of stainless steel and laser marked.



MECHANICAL RESISTANCE OF THE EXPANDER

higher than 60 kgf

**3D LEONE DESIGNER
SOFTWARE**

3D Leone Designer is the first software based on an easy and driven workflow for the digital design of customized framework to be coupled with our innovative CAD-CAM expanders.

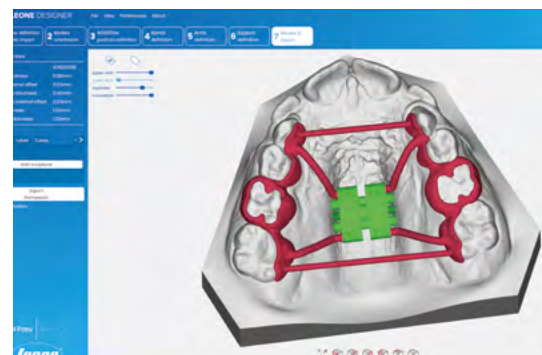
Based on our experience with many different software in the dental field and due to the increased customer requests, Leone has realized an innovative and intuitive software that allows to design, not only bands and supports, but also the expander arms, and can automatically place the expander also in the right position, in very little time and little or no digital skills.

3D Leone Designer software allows upload and management of STL files of both upper and lower arches, obtained from a laboratory scanner or directly from an intra-oral scanner, and it has already in library all the range of Leone CAD-CAM expanders available.

Once the digital driven workflow are completed, the STL file design will become, thanks to an innovative technology called Selective Laser Melting, a high precision sintered framework and will be coupled perfectly with the chosen Leone CAD-CAM expander. The framework and the expander will be then permanently laser welded.

For further information on **3D Leone Designer** software visit web site **www.leone.it/3dsoftware**

**LEARN
MORE**





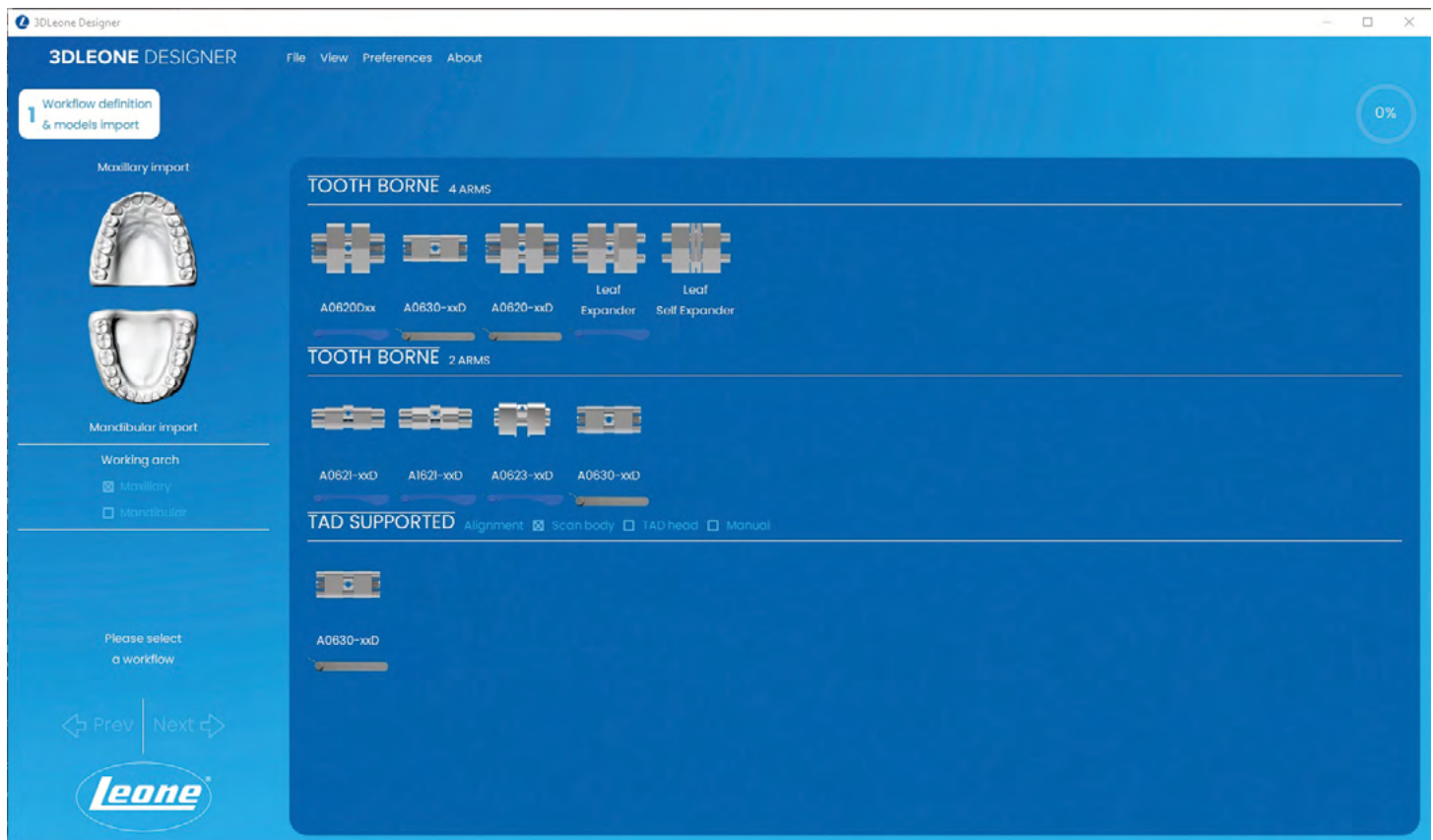
NEW

3D Leone Designer; thanks to the feedbacks received from various markets, is continuously updated with the aim of becoming the better digital tool for the contemporary orthodontic lab.

The latest improvements include:

New increased Leone CAD/CAM expander library.

The range of available screws has been implemented with Leone best seller expanders - the single arm Stealth, the Leaf series, the Torko screw for lower arch expansion, thus allowing the lab to design almost all the fixed expansion appliances

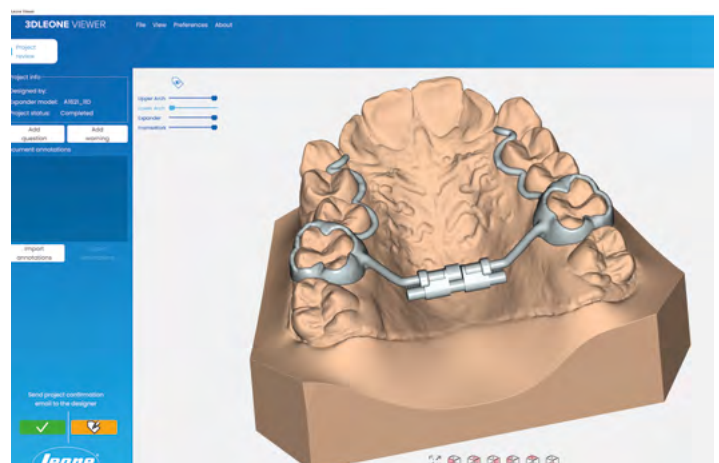


New tool allows full customization and quicker design

In the preference menu it is possible to customize and define designing features as offset, thickness or diameter, shape, inner geometry of support and bands, as well as the use of **3 buttons mouse**, and **3d mouse** for an enhanced experience.

3D Leone Designer Viewer


Thanks to the free viewer, the clinician can review the project made by the laboratory and communicate to the lab technician eventual changes or its approval through a built-in direct chat.





PATENTED

First RPE screws series designed for a full digital workflow



RPE FULLY DIGITAL DESIGNED

CAD-CAM expanders allow the manufacturing of totally customized appliances with dental anchorage, hybrid (teeth and TADs) and bone borne in a full digital workflow, by using 3D Leone Designer software.

Thanks to a manufacturing process called Laser Melting, the STL file will become a high precision sintered framework, that will fit perfectly the slot on the expander bodies thus to be joined permanently by laser welding

SQUARED SLOTS

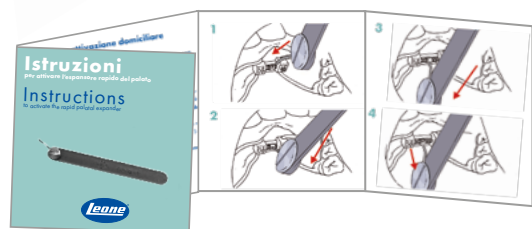

The CAD-CAM expanders bodies feature, instead of the standard arms, squared slots that allow a correct oriented coupling of digitally designed customized laser melted framework and, thanks to their geometric shape, the fully transmission of the expansion forces to the teeth and/or TADs

THE STRONGEST RPE OF THE RANGE

CAD-CAM expanders are manufactured by biomedical stainless steel with increased mechanical properties and a dedicated geometry of the male screw head that allow us to declare, based on in-vitro tests performed, a strengthness higher than 60kgf, about 50% higher than standard RPE. These features ensure the treatment efficiency even with maxillary expansion in adult patients with 2 or 4 TADs

STRENGTHENED SWIVEL KEY

The strengthened swivel key **only** for CAD-CAM expanders, supplied inside the package, is more resistant than standard one and its use is mandatory in order to enable the full transmission of expansion forces.



INSTRUCTIONS TO ACTIVATE THE EXPANDER

useful for parents and clinicians




CAD-CAM ANATOMICAL EXPANDER


CAD-CAM ANATOMICAL EXPANDER The anatomical CAD-CAM expander looks like a regular anatomical expander with orthogonal arms, but it is a device optimized for the CAD-CAM procedure: instead of the arms, features 2 squared slots that allow a correct oriented coupling for the welding of digitally designed customized laser melted framework. The reduced overall dimensions, the exclusive self-centering guides system, the strengthened stainless steel of the male screw, allow the positioning of the expander even in case of very narrow palates and high resistance and reliability throughout all the therapy, even for the usage in MARPE appliances in adult patients. Expansion capacity in mm, directional arrow and lot number are laser marked on the body of the screw.













Supplied with:

- 1 stainless steel key
- 1 strengthened swivel key with handle
- instructions for the patient to facilitate endoral activation at home .stl file available on Leone website and included in the library of **3D Leone Designer software**.



LEARN
MORE



				CODE					activation turns	
6 mm		4,5 mm				body mm	mm		for maximum expansion limit	
front view			back view		A0630-08D	1,5 x 1,5 mm	12 mm	8 mm	0,8 mm	40
front view			back view		A0630-10D	1,5 x 1,5 mm	14 mm	10 mm	0,8 mm	50
front view			back view		A0630-12D	1,5 x 1,5 mm	16 mm	12 mm	0,8 mm	60

CAD-CAM RAPID EXPANDER

CAD-CAM rapid expander looks like the world best sellers expander, but it is a device optimized for the CAD-CAM procedure.


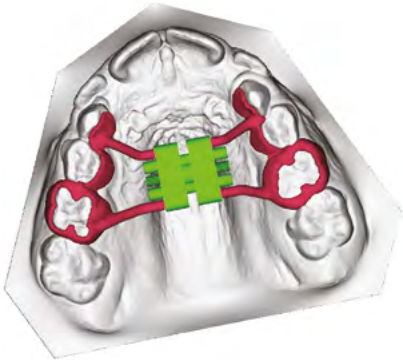
Instead of the arms it has 4 transversal squared slots on the bodies that allow a correct oriented coupling for welding digitally designed customized laser melted framework. The exclusive self-centering guides system, the strengthened stainless steel of the male screw and the guides and the optimal ratio between bulkiness and dimension, ensure a reliable treatment and a perfect bio-mechanical expansion control throughout all the therapy even for the usage in MARPE appliances in adult patients. Expansion capacity in mm, directional arrow and lot number are laser marked on the body of the screw.











Supplied with:

- 1 stainless steel key
- 1 strengthened swivel key with handle
- instructions for the patient to facilitate endoral activation at home .stl file available on Leone website and included in the library of **3D Leone Designer** software.



LEARN
MORE



				CODE					activation turns
						body mm	mm		for maximum expansion limit
front view			back view	A0620-08D	1,5 mm	12 mm	8 mm	0,8 mm	35
front view			back view	A0620-09D	1,5 mm	14 mm	9 mm	0,8 mm	40
front view			back view	A0620-11D	1,5 mm	16 mm	11 mm	0,8 mm	50
front view			back view	A0620-13D	1,5 mm	18 mm	13 mm	0,8 mm	60



PATENTED

NEW Expanders designed for a full digital workflow of tooth borne appliances

**NEW
LINE**


CAD-CAM TOOTH BORNE EXPANDERS

Leone CAD CAM tooth borne expander series widens the Leone expander CAD/CAM range. The most popular and used Leone expanders have been optimized to be included in a fully digital workflow to manufacture expansion appliance with dental anchorage.

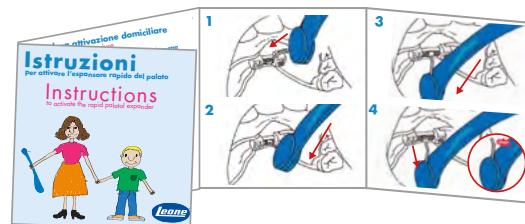
The CAD CAM tooth borne expanders are made of Stainless Steel and manufactured according to the high-quality Leone standard featuring, instead of the arms as the classic models, transversal housings to be coupled with the digital designed and sintered framework.

EMBEDDED SLOTS

The Tooth borne CAD-CAM expanders bodies feature, instead of the standard arms, slots embedded in the body profile, that allow a correct oriented coupling of digitally designed customized laser melted framework. This feature guarantees a high reliability of the device throughout all the therapy.

SWIVEL KEY

Each expander comes with the classic blue swivel key.
Also available with activation turn counter



INSTRUCTIONS FOR USE OF EXPANDERS

useful for parents
and doctor

CAD-CAM RAPID EXPANDER TOOTH BORNE

NEW

The CAD-CAM Rapid Expander Tooth Borne screw is the optimized CAD-CAM version of the Leone best sellers expander: instead of the arms, it has four transversal housings with an ending stop on the bodies that allow a perfect oriented coupling with the digitally designed and SLM manufactured framework, thus assuring an optimal laser welding process.

Recommended for utilization on tooth borne appliances, this series of expanders keep all the feature and dimensions of our world wide renowned expander, allowing for doctors, a smooth switch to digital manufactured RPEs.

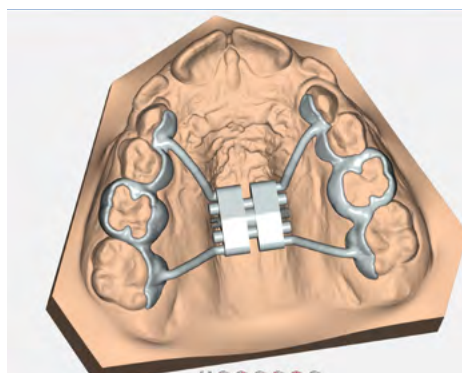
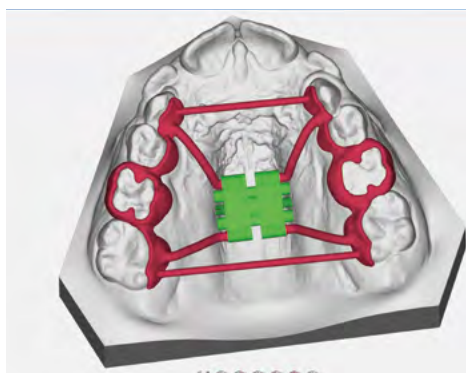
Expansion capacity in mm, directional arrow and lot number are laser marked on the body of the screw.















Supplied with:

1 stainless steel key (to be used only inside the lab)

1 blue swivel key with handle

Instructions for the patients to facilitate endoral activations at home.



 11 mm		 4 mm		CODE					activation turns
					body mm		mm		for maximum expansion limit
front view		back view		A0620D08	1,5 mm	12 mm	8 mm	0,8 mm	35
front view		back view		A0620D09	1,5 mm	14 mm	9 mm	0,8 mm	40
front view		back view		A0620D11	1,5 mm	16 mm	11 mm	0,8 mm	50
front view		back view		A0620D13	1,5 mm	18 mm	13 mm	0,8 mm	60

CAD-CAM MICRO EXPANDER EASY ACCESS TOOTH BORNE

NEW

The CAD-CAM MICRO EXPANDER EASY ACCESS Tooth Borne Expander is the optimized CAD-CAM version of the Stealth Easy Access.

Instead of the arms, it has two transversal housings with an ending stop on the bodies that allow a perfect oriented coupling with the digitally designed and SLM manufactured framework, thus assuring an optimal laser welding process. The micro expander A1621D, thanks to the more visible screw holed-head, allow an easier intraoral activation with the swivel key. Recommended for dental anchored expanders, this series of expander keeps all the features and dimensions of our classic world wide renowned expander, allowing doctors a smooth switch to digital manufactured RPEs.

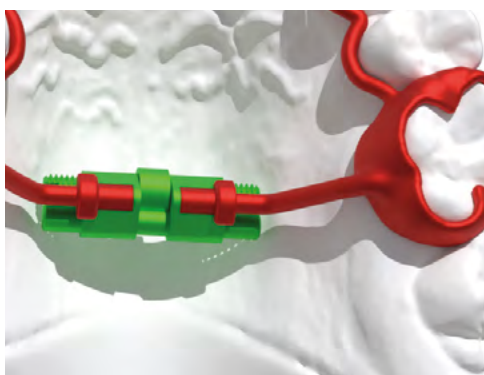
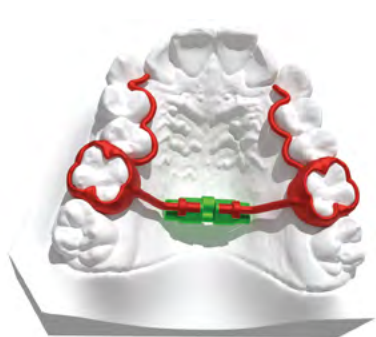
Expansion capacity in mm, directional arrow and lot number are laser marked on the body of the screw.













Supplied with:

1 stainless steel key (to be used only inside the lab)

1 swivel key with handle

Instructions for the patients to facilitate endoral activations at home.



 4,95 mm			 4,05 mm	CODE					activation turns
					mm	body mm	mm		for maximum expansion limit
front view			back view	A1621-08D	2	12	8	0,8	35
front view			back view	A1621-11D	2	16	11	0,8	50
front view			back view	A1621-13D	2	18	13	0,8	60

CAD-CAM TORKO EXPANDER FOR LOWER TOOTH BORNE


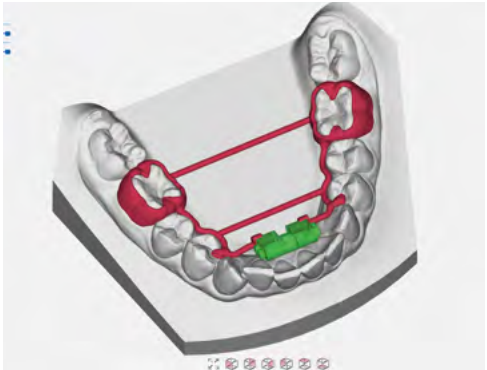
NEW











The CAD-CAM expander for lower Tooth Borne is the optimized CAD-CAM version of the Torko lower screw.

Instead of the arms, it has two transversal housings with an ending stop on the bodies that allow a perfect oriented coupling with the digitally designed and SLM manufactured framework, thus assuring an optimal laser welding process. The main characteristics are the same as the classic A0623 expanders, featuring a flat profile that reduces the overall bulkiness, particularly important since it is recommended for the use on lower jaw tooth borne appliances. Expansion capacity in mm, directional arrow and lot number are laser marked on the body of the screw.

Supplied with:

- 1 stainless steel key (to be used only inside the lab)
 - 1 key with safety ring leash
- Instructions for the patients to facilitate endoral activations at home.



 7,5 mm		 4 mm		CODE	 mm	 body mm	 mm	 activation turns for maximum expansion limit	
front view		back view		A0623-08D	2	12	8	0,8	35
front view		back view		A0623-11D	2	16	11	0,8	50

CAD-CAM LEAF EXPANDER TOOTH BORNE

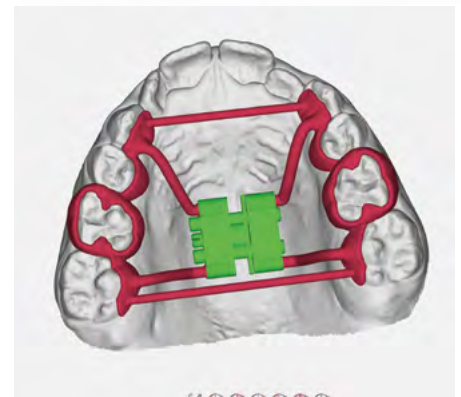
NEW















The CAD-CAM Leaf Expander is a spring loaded expander, that along with the male screw, has two or three MEMORIA Ni-Ti leaf springs that allow the release of calibrated and continuous forces to promote the expansion of maxillary arch. It looks like the standard spring loaded maxillary expander, but it is a device optimized for CAD-CAM procedure. Instead of the arms it has four transversal rounded slots on the bodies that allow a correct oriented coupling for the welding of digitally designed customized laser melted framework. The main features are the same as the standard Leaf expander series, as well as reducing the overall bulkiness of the device. Recommended for utilization on tooth borne appliances, this series of expander keeps the efficiency of the classic expander with a look towards the future. Available in two models, 450 g or 900 g of forced released, and each one of these is available in two expansion capacities: 6 and 9 mm. The package include a special clip with a safety leash to keep the leaf springs compressed, assisting the technician and the clinician in specific phases of manufacturing and treatment. Expansion capacity in mm, directional arrow and lot number are laser marked on the body of the screw.

Supplied with:

- 1 stainless steel key (to be used only inside the lab)
- 1 swivel key with handle

Instructions for the patients to facilitate endoral activations at home .stl file available on Leone website and included in the library of **3D Leone Designer** software.



				CODE					activation turns
	11 mm	4 mm			mm	mm	mm		for maximum expansion limit
front view			back view	A2703-06D 2 springs 450 g approx	1,85	12	6	0,4 mm	30
front view			back view	A2704-06D 2 springs 900 g approx	1,85	12	6	0,4 mm	30
front view			back view	A2703-09D 3 springs 450 g approx	1,85	12	9	0,4 mm	45
front view			back view	A2704-09D 3 springs 900 g approx	1,85	12	9	0,4 mm	45

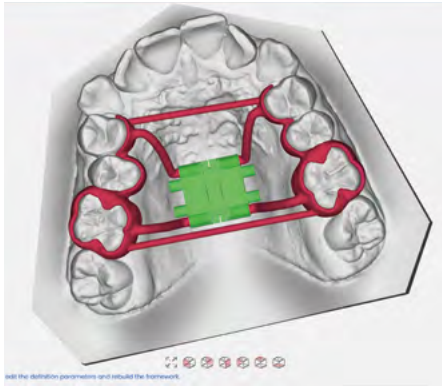
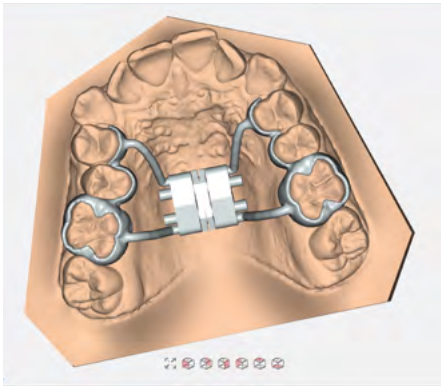
EXPANDER ACTIVATION GUIDELINES	LEAF expander cementation	FIRST visit	SECOND visit	THIRD visit
6 mm A2703-06D- A2704-06D	spring activation 0 turns	after 6 weeks 10 turns	after 4 weeks 10 turns	after 4 weeks 10 turns
9 mm A2703-09D - A2704-09D	spring activation 0 turns	after 8 weeks 15 turns	after 6 weeks 15 turns	after 6 weeks 15 turns









CAD-CAM LEAF SELF EXPANDER
TOOTH BORNE

NEW

Leaf Self Expander is a spring loaded expander equipped with four or six MEMORIA Ni-Ti leaf springs that allow the release of calibrated and continuous forces to promote the expansion of maxillary arch. The Leaf Self Expander CAD-CAM looks like the standard spring loaded maxillary expander, but it is a device optimized for CAD-CAM procedure: instead of the arms it has four transversal rounded slots on the bodies that allow a correct oriented coupling for the welding of digitally designed customized laser melted framework. The main features are the same of the standard Leaf expander series as well as the overall bulkiness of the device. Recommended for an utilization on tooth borne appliances, this series of expander keeps the efficiency of the classic expander with a look towards the future. Available in two models, 450 g or 900 g of forced released and each one of these is available in two expansion capacities: 6 and 9 mm. The package include a special clip with a safety leash to keep the leaf springs compressed, facilitating the technician and the clinician in specific phases of the manufacturing and treatment. Expansion capacity in mm and lot number are laser marked on the body of the screw.

.stl file available on Leone website and included in the library of **3D Leone Designer** software.



				CODE			
					mm	body mm	mm
front view		450 6	back view	A2705-06D 4 springs 450 g approx	1,85	12	6
front view		900 6	back view	A2706-06D 4 springs 900 g approx	1,85	12	6
front view		450 9	back view	A2705-09D 6 springs 450 g approx	1,85	12	9
front view		900 9	back view	A2706-09D 6 springs 900g approx	1,85	12	9


PALATAL EXPANDERS

Leone palatal expanders have been known worldwide for more than 50 years and are now the most complete range of expanders in the market. The 620 series is a superior product made in various dimensions with many advanced features including laser welding of the extension arms into the body of the expander for greater strength and stability.

The automated manufacturing process and quality control with the highest standards allow us to confidently say that we are offering the best palatal expanders in the world today.

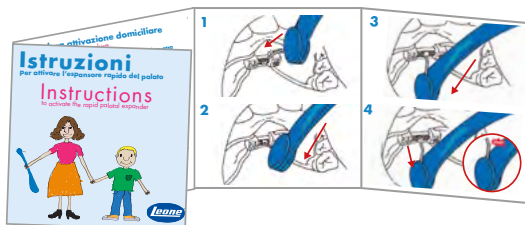
**LASER WELDING OF
THE EXTENSION ARMS
INTO THE SCREW'S BODY**

LASER-ETCHED
EXPANSION LIMIT,
DIRECTIONAL ARROW,
LOT NUMBER



MADE ENTIRELY OF
**BIOMEDICAL
STAINLESS STEEL**

SWIVEL KEY
ALSO AVAILABLE WITH
ACTIVATION TURN COUNTER



**INSTRUCTIONS FOR
USE OF EXPANDERS**
USEFUL FOR PARENTS
AND DOCTOR

RAPID EXPANDER

THE BEST-SELLING PALATAL EXPANDER IN THE WORLD

Made entirely of biomedical stainless steel. The housing design is completely smooth, with no rough areas for a secure hygiene. The expander limit, a directional arrow and the lot number are laser etched into the surface of the expander body. Supplied with a swivel key with handle and instructions for use to facilitate the patient endoral activation.

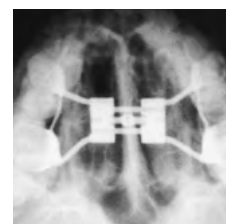
The arm bending and self-locking instrument P0620-00 is also available.







Packs of 1



Swivel key
included in
the package

LEARN
MORE



		CODE	Ø	↔	↻	⌚	activation turns
11 mm	4 mm		arms mm	body mm	mm	mm	for maximum expansion limit
		A0620-08	1,5	12	8	0,8	35
		A0620-09	1,5	14	9	0,8	40
		A0620-11	1,5	16	11	0,8	50
		A0620-13	1,5	18	13	0,8	60
		A0620-15	1,5	20	15	0,8	70



A0600-00

PROTECTIVE TAB^(PATENTED)

FOR HAAS-STYLE PALATAL EXPANDER

Made of two parts it allows for safe and easy protection of the activation holes from resin for rapid expanders A0620 type and the realization of expanders with palatal acrylic plate.

Pack of 10



1 Unlock the expander with 1 activation hole and fit the bottom into the space between the two bodies, then lock the expander again.



2



3 Simply apply the upper part of the tab which is shaped to cover and protect the holes on screw's head from acrylic.




4 Once embedded into the acrylic plate, remove the top of the tab and, after cutting the resin, unlock the expander for some holes, and the rear part will also be easily removed.










RAPID EXPANDER WITH PRE-BENT ARMS

Exactly the same as A0620 expander for all technical features and materials used, but designed with pre-bent arms to facilitate the work in the laboratory. The front arms are more inclined than the rear arms to allow the positioning of the expander's body in the most comfortable way for the patient with the best biomechanical results. Provided with one swivel key with handle and instructions for use to facilitate the patient endoral activation.

Packs of 1



Swivel key included in the package


	CODE					activation turns
11 mm 4 mm		arms mm	body mm	mm	mm	for maximum expansion limit
	A0620W08	1,5	12	8	0,8	35
	A0620W09	1,5	14	9	0,8	40
	A0620W11	1,5	16	11	0,8	50
	A0620W13	1,5 mm	18	13	0,8	60

RAPID EXPANDER WITH TELESCOPIC GUIDES


The innovative telescopic guides assure a constant friction throughout the expansion movement, a perfect stability and small sizes. It self deactivates when maximum expansion capacity has been achieved preventing from overtreatment. The 7 mm expander is ideal to treat very narrow palates. The expanders with 10 and 12 mm sizes feature a compact design for ease of arm bending and reducing the overall dimensions of the device. Supplied with a swivel key with handle and instructions for use to facilitate patient endoral activation.

The arm bending and self-locking instrument P0620-00 (page 24) is also available. Packs of 1

Swivel key
included in
the package











ZOOMRAX



TELESCOPIC GUIDE PINS

AVOID THE POSSIBILITY
OF SPONTANEOUS
DEACTIVATION IN THE MOUTH

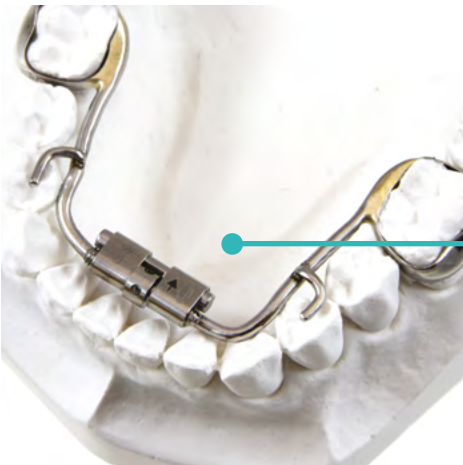
		CODE					activation turns
11 mm	4 mm		arms mm	body mm	mm	mm	for maximum expansion limit
		A2620-07	1,5	11	7	0,8	35
		A2620-10	1,5	14	10	0,8	50
		A2620-12	1,5	16	12	0,8	60

MICRO EXPANDER

Featured by a significantly smaller body bulk than other competing expanders. It features two extra-long arms also performing support for anteriors and ensuring excellent stability and comfort for the patient. The micro expander can also be used for the expansion of the mandible. Provided with one swivel key with handle and instructions for use to facilitate the patient endoral activation. The arm bending and self-locking instrument P0621-00 (Page 29) is also available. Packs of 1


stealth

Expansor® Screw Series 621













LOWER ARCH EXPANSION

ARM LENGTH
68 MM



Swivel key included in the package

- It can be positioned in the standard way, i.e. with the markings of the arrow and maximum expansion visible
- or it can also be positioned upside down with the two arrows visible, in case of very narrow palates, to minimize the bulkiness of the arms once they are bent.

					CODE			 activation turns	
4,95 mm	4,05 mm		arms 1,5 mm	0,8 mm		body mm	mm	for maximum expansion limit	
						A0621-08	12	8	35
						A0621-11	16	11	50

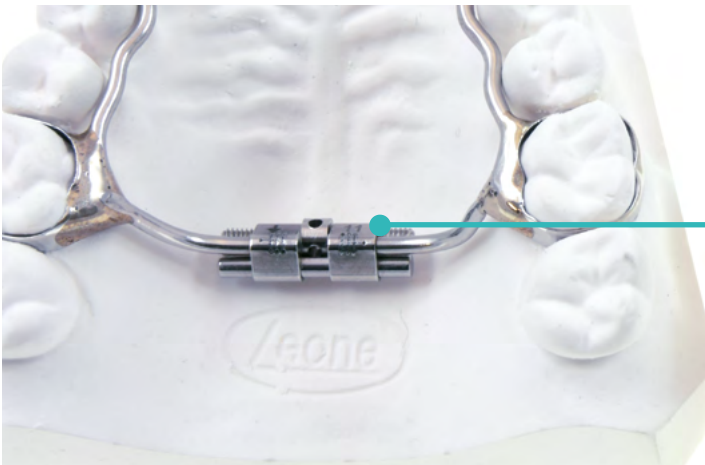
MICRO EXPANDER FOR PALATAL SUTURE
EASY ACCESS

A1621 expander called "Easy Access" is comparable to the existing A0621, but once placed in the device, the body of the screw will remain closer to the palate with minimized overall dimensions; the head with activation holes remains in front position in respect to the guide pin for easier activation with the key.

Provided with one swivel key with handle and instructions for use to facilitate the patient endoral activation.

The arm bending and self-locking instrument P0621-00 (Page 24) is also available.

Packs of 1




ANTERIOR POSITION
HOLES OF ACTIVATION




EASY ACCESS
FOR KEY ACTIVATION



3 EXPANSION VALUES
FOR ANY THERAPEUTIC
TREATMENT



Swivel key
included in
the package

				CODE			activation turns	
4,95 mm	4,05 mm	arms 1,5 mm	0,8 mm		body mm	mm	for maximum expansion limit	
					A1621-08	12	8	35
					A1621-11	16	11	50
					A1621-13	18	13	60


RAPID EXPANDER WITH ORTHOGONAL ARMS

The new Leone anatomical expander is the ideal solution for patients who need orthopedic maxillary expansion, as it allows the manufacture of devices with limited dimensions, maximum stability, comfort and safety. The small size of the body and the orthogonal arrangement of the bending arms allow an optimal positioning of the expander even in case of severe contraction and favor the biomechanical control of the expansion.

The unique self-centering system of the guides ensures a symmetrical and stable expansion. The package includes a swivel key with handle and instructions for use to facilitate the home endoral activation.


The arm bending and self-locking instrument REF P0630-00 (page 29) is also available. Pack of 1











- The orthogonal position of the arms reduces the overall size of the device.
- The arms are placed within a through-hole into the body and the external laser welding make them to form an integral part of the expander, thus ensuring maximum safety and comfort for the patient.
- Compared to the previous version, the outer position of the arms inside the bodies works on further reducing the overall size and facilitates the adaptation of the expander by the technician.
- The presence of a special slot on the guide pins allows the head of the male screw to keep the guides centered throughout the treatment, ensuring a symmetrical, stable expansion and minimizing the possibility of spontaneous deactivation during therapy.
- Two different placements are possible thanks to the marking of the arrows on both sides of the screw.
- Available in three expansion capacities for every therapeutic need.



**LEARN
MORE**

Swivel key
included in
the package


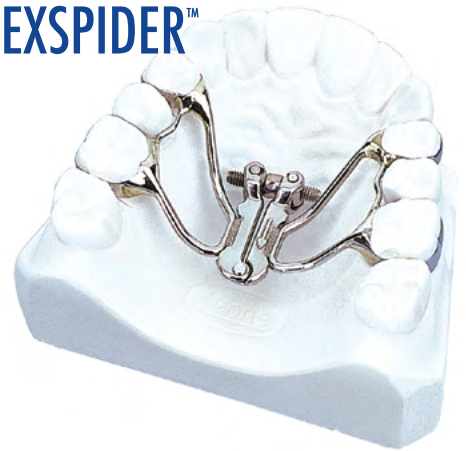


 6 mm  4,5 mm		CODE	 Ø	 arms	 body	 mm	 activation turns	for maximum expansion limit
		A0631-08	1,5	12	8	0,8	40	
		A0631-10	1,5	14	10	0,8	50	
		A0631-12	1,5	16	12	0,8	60	




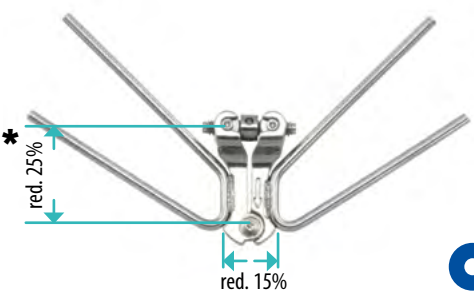
FAN-TYPE RAPID EXPANDER:
STANDARD AND MINI

Conceived with the cooperation of Dr. Eleonora Schellino
and Prof. Remo Modica

Made entirely of biomedical stainless steel. The expanding arms are laser welded to the screw body. Laser engraved directional arrows on the **MIM[®]** body. It is a device for the rapid expansion of the palate that allows you to get a widening of the single anterior sector of the maxillary arch, still maintaining minimum the expansion in the posterior sector. It self-deactivates when maximum expansion capacity has been achieved preventing overtreatment. The difference between the two models is the geometric shape of the front part: A0625-07 is designed to be placed as high as possible in the palate vault thus ensuring the minimum bulkiness achievable. The overall size is approximately 20-25% less than the 9 mm version. Provided with one swivel key with handle and instructions for use to facilitate the patient endoral activation. The arm bending and self-locking instruments P0625-09 (Page 29) for expander A0625-09 and P0625-07 (Page 29) for A0625-07 mini expander are also available. Packs of 1



Swivel key
included in
the package

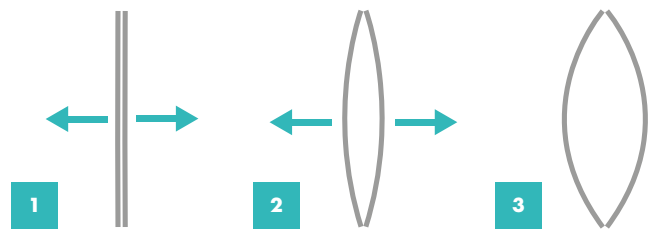
	CODE			activation turns
		mm	mm	for maximum expansion limit
	A0625-09	9	0,9	40
	A0625-07	7	0,9	31

*** Comparison between standard and mini**

ok
ORTHODONTICS
FOR KIDS

LEAF EXPANDER SERIES^(PATENTED)

The Leaf Expander series looks like a rapid palatal expander with the addition of Nickel Titanium **MEMORIA[®]** leaf springs. The biomechanical action of this expander series is due to the super-elastic properties of the Nickel Titanium unique leaf shaped springs, which release controlled and continuous force. Expander selection, among the 4 different combination of size and force, is decided based on the transverse discrepancy and dentition/age of the patient. The Leaf Expander reactivation is completed in the dental office according to a simple and straightforward suggested clinical protocol, while the Leaf Self Expander does not need any periodic reactivation at all.




Behaviour of **MEMORIA[®]** LEAF springs during expansion

- SUBSTANTIAL AND WELL-PROVEN CLINICAL RESULTS *

- FULL CONTROL OF THE MAXILLARY EXPANSION TREATMENT THANKS TO PREDETERMINED, CALIBRATED AND CONSTANT FORCE RELEASED BY THE LEAF SPRINGS.



COMPLIANCE FREE, NO HOME ACTIVATION REQUIRED!



COMPLIANCE FREE; NO MORE HASSLE WITH ACTIVATION, NEITHER DOMESTIC OR CLINICAL!

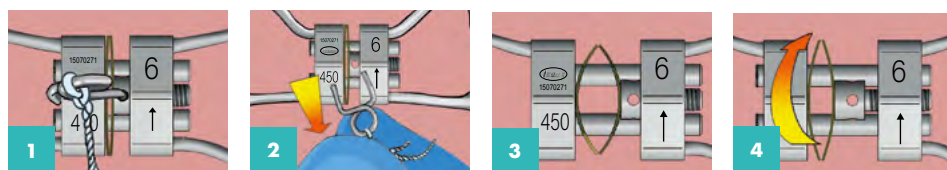
* Lanteri, C.; Beretta, M.; et al (2016). "The Leaf Expander for Non-Compliance Treatment in Mixed Dentition". The Journal of Clinical Orthodontics, Vol 50.9.
 Manzella, K.; Franchi, L.; Al-Jewair, T.; (2018). "Correction of Maxillary Transverse Deficiency in Growing Patients with Permanent Dentitions". The Journal of Clinical Orthodontics, Vol 51.3.
 Lanteri, C.; Lanteri, V.; et al (2017). "New Horizons of Maxillary Expansion in Interceptive Orthodontics". Bollettino di Informazioni Leone, Vol 100. Translated from Italian.
 Lanteri V; Beretta M., Gianolio A., Cossellu G; Farronato GP "Maxillary Tridimensional Changes After Slow Expansion With Leaf Expander® in a sample of growing patients: a pilot study. European Journal of Paediatric Dentistry 19/1: 263-268 2018
 Paoloni V., Giuntini V., Lione R., Nieri M., Barone V., Merlo M., Mazza F., Passaleva S., Cozza P., Franchi L., Comparison of the dento-skeletal effects produced by Leaf expander versus rapid maxillary expander in prepubertal patients: a two-center randomized controlled trial, European Journal of Orthodontics, June 2021

MEMORIA[®] LEAF SPRING ACTIVATED EXPANDER (PATENTED)

This expander features a small size body, and it is equipped with two Nickel Titanium **MEMORIA[®]** leaf springs allowing the release of calibrated and continuous forces to promote the expansion of the maxillary arch. Re-loading is needed when the two opposing leaf springs move apart: the endoral activation, which must be done in the dental office, will put the springs in contact again thus allowing the release of the selected force. The expander is available in two models, 450 g and 900 g and each one of these is available in two expansion capacities: 6 mm and 9 mm. The expander is supplied with the leaf springs (2 or 3 according to the size) ready-compressed by two metal staples that the technician will remove after the construction of the device. The package includes a special clip with safety leash to keep the leaf springs compressed, facilitating the technician and the clinician in specific phases of the realization and treatment. Inside the package are also available practical instructions for use where all the construction steps and methods of delivery to the clinician are illustrated. Supplied with a swivel key with handle to facilitate the endoral activation by the professional. The arm bending and self-locking instrument P0620-00 (Page 29) is also available. Packs of 1



11 mm		4 mm	CODE	Ø	↔	↺	↻	activation turns
arms	body			mm	mm	mm	mm	for maximum expansion limit
			A2703-06 2 springs 450 g approx	1,5	12	6	0,4	30
			A2704-06 2 springs 900 g approx	1,5	12	6	0,4	30
			A2703-09 3 springs 450 g approx	1,5	12	9	0,4	45
			A2704-09 3 springs 900 g approx	1,5	12	9	0,4	45



After cementing, remove the clip to activate the force of the Leaf Ni-Ti springs.

At periodic appointments, activate the expansion screw to recompress the springs, and reactivate the expansion forces.

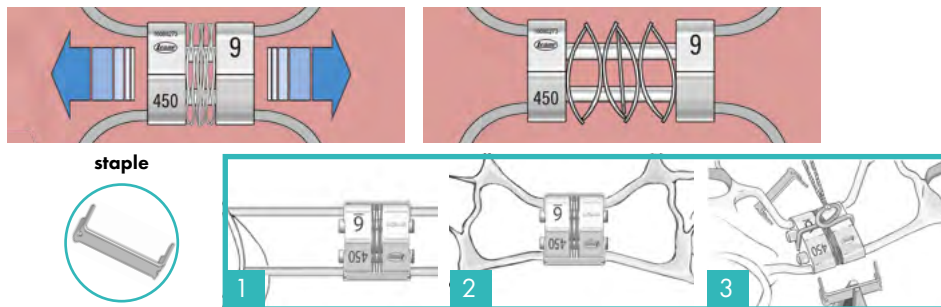
EXPANDER ACTIVATION GUIDELINES	LEAF expander cementation	FIRST visit	SECOND visit	THIRD visit
6 mm A2703-06 - A2704-06	spring activation 0 turns	after 6 weeks 10 turns	after 4 weeks 10 turns	after 4 weeks 10 turns
9 mm A2703-09 - A2704-09	spring activation 0 turns	after 8 weeks 15 turns	after 6 weeks 15 turns	after 6 weeks 15 turns







EXPANSION MEASURING GAUGE FOR LEAF EXPANDER^(PATENTED)

Pack of 1



It includes all advantages of the Leaf expander without the need for periodic reactivation. The effectiveness of this expander is based entirely on the elastic capacity of the leaf springs made of Nickel Titanium that release controlled and continuous forces. The choice of the expander is decided on the basis of the transversal discrepancy of the patient: the therapy is predetermined and does not require any further action either by the clinician nor by the patient. The expander is available in two models, 450 g and 900 g and each one of these is available in two expansion capacities: 6 mm (four leaf springs) and 9 mm (six leaf springs). The expander is supplied with leaf springs ready-compressed by two metal staples that the technician will remove after the construction of the device. The package includes a special clip with safety leash to keep the leaf springs compressed, facilitating the technician and the clinician in specific phases of the realization and treatment. Inside the package are also available practical instructions for use where all the construction steps and methods of delivery to the clinician are illustrated. The arm bending and self-locking instrument P0620-00 (Page 29) is available. Pack of 1











				CODE	Ø	↔	
11 mm		4 mm			arms mm	body mm	mm
				A2705-06 4 springs 450 g approx	1,5	12	6
				A2706-06 4 springs 900 g approx	1,5	12	6
				A2705-09 6 springs 450 g approx	1,5	12	9
				A2706-09 6 springs 900g approx	1,5	12	9

EXPANDER FOR LOWER ARCH

TORKO™


As a result of various marketing requests, we introduce the expander with longer arms compared to the previous model.
Packs of 1











 7,5 mm	 4 mm	 arms 1,5 mm	 0,8 mm	CODE	 body mm	 mm	activation turns for maximum expansion limit
 Arm Length: 68 mm				A0623-08	12	8	35
 Arm Length: 68 mm				A0623-11	16	11	50

BABY RPE EXPANSION SCREW^(PATENTED)

Developed with the assistance and clinical experience of Prof. Nicola Veltri, the RPE baby expansion screw is intended for the rapid expansion of the palate suture, and is available with either 2 or 4 arms. The model with 4 arms may be an alternative to the expander A0620, while the model with 2 arms may be an alternative to the expander A0621/A1621. Supplied with a swivel key with handle and instructions for use to facilitate the patient endoral activation.
Packs of 1



 6 mm	 4,5 mm	CODE	 arms mm	 body mm	 mm	 mm	activation turns for maximum expansion limit
		A3620-11	1,5	16	11	0,8	50
		A3621-11	1,5	16	11	0,8	50

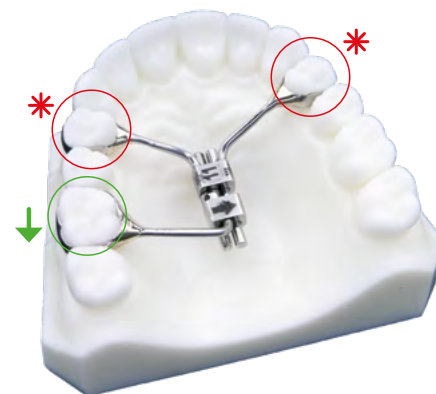
MULTIFUNCTIONAL ORTHODONTIC SCREWS (PATENTED)

Intended for unilateral distalization and expansion of upper molars. Available with 3 or 4 arms.

Featuring one guide only and expansion capacity up to 11 mm.
Packs of 1



Key with safety ring leash included in the package



* ANCHORAGE
↓ EXPECTED DENTAL MOVEMENT

 6 mm 4,5 mm	CODE	 arms mm	 body mm	 mm	 mm	activation turns for maximum expansion limit
	A3626-11	1,5	16	11	0,8	50
	A3628-11 DX	1,5	16	11	0,8	50
	A3629-11 SX	1,5	16	11	0,8	50

STAINLESS STEEL MICRO SPRING SCREWS			 body mm		CODE	pkg.	CODE	pkg.
 1 4	Micro spring screw			4	A0650-04	10	A0650-95	100
	Micro spring screw			6	A0650-06	10	A0650-96	100
 2 5	Micro spring screw			8	A0650-08	10	A0650-97	100
	Positioning screw			12	A0653-12	10		
 3 6	Serrated housing nut			3	A0654-03	10		
	Solderable plain sleeve			3	A0655-03	10		
	One-tooth screw with round edge			6	A0665-06	10	A0665-95	100
	One-tooth screw with round edge			9	A0665-09	10	A0665-96	100
	Micro screw			6	A0660-06	10	A0660-95	100

A0668-95

MICRO SPRING SCREW KIT

Including 15 micro spring screws, 10 housing nuts, 15 positioning screws, reamer and screwdriver

DISTALIZER FAST BACK LEONE

A1760-91 1 case

Fast Back is a device for the distalization of upper molars, developed through the cooperation of Dr. C. Lanteri and Mr. F. Francolini. The Fast Back device provides a translation movement of the molars using a pre-determined amount of pressure. There is no need for the cooperation of the patient thus maintaining a good anchorage control. The principle of the Fast Back distalization process is based on the compression of a **MEMORIA[®]** coil spring, available either in 200 g or 300 g, which exerts a constant force on the molar. The spring can be re-activated each month through the expansion of the screws in the device. The tube pre welded on the molar band, enables the screw arm to slide smoothly with total control of the direction of distalisation.

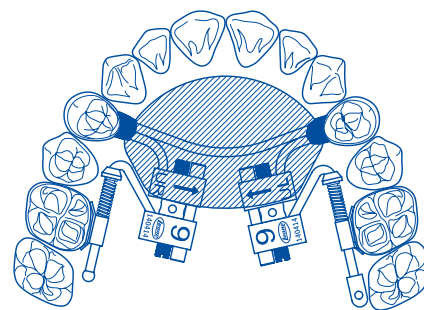
The Fast Back kit contains all the elements needed for the construction of a bilateral Fast Back device.

FAST BACK
Leone



Key with safety ring leash included in the package


REFILL FOR FAST BACK LEONE		CODE	pkg.	activation turns	
				for maximum expansion limit	mm
Distalizer 9 mm UR		A1760-09	1	40	0,8
Distalizer 9 mm UL		A1761-09	1	40	0,8
MIM[®] palatal tubes		A1730-04	10		
Spherical ends		A1763-00	10		
Ends with hole for ligature		A1763-05	10		
Spring-compression stop		A1763-01	10		
MEMORIA[®] coil spring 200 g		A1763-02	10		
MEMORIA[®] coil spring 300 g		A1763-03	10		
Keys		A1763-04	10		



P1622-00

ARM BENDING INSTRUMENT FOR FAST BACK

It facilitates the job of the technician during the construction of the device. It allows to maintain the linearity of the arm which has to slide on the palatal tube. The aluminium handle joined to the tempered steel tube assures a firm grip to get accurate bends.





ARM BENDING AND SELF-LOCKING INSTRUMENT FOR EXPANDERS (PATENTED)

Handy instrument to firmly hold the expander; it allows for easy and accurate modeling of the arms along with the special arm bending P1620-02. The instrument ends, with a clutch mechanism, are shaped on the model of expander to avoid damage to the bodies and are kept closed by a cursor clamp device that is turned on and off with a simple thumb action. The edge thickness of the clutching ends is designed to indicate the minimum space between the body of the expander and the palatal vault. By placing the instrument with the screw on the plaster model, the correct inclination and the right height to bend the arms will be clearly visible. It is also useful to test the expander prior to use by opening and closing the expander with the special straight key.

	CODE	for expanders
	P0620-00	A0620-08/09/11/13/15 A2620-07/10/12 A2703-06/09 A2704-06/09 A2705-06/09 A2706-06/09
	P0630-00	A0631-08/10/12
	P0621-00	A0621-08/11 A1621-08/11/13
	P0625-09	A0625-09
	P0625-07	A0625-07



**LEARN
MORE**



EXPANSION SWIVEL KEY WITH ACTIVATION COUNTER (PATENTED)

A0558-01

Pkg 10



1 Find the first visible hole of the expander located in the oral cavity



2 Place the key with stop into the located hole of the expander



3 By using the handle, push the key to the anterior-posterior direction so as to begin the activation of the expander



4 The activation ends when a "click" is detected by the key that exceeds the offset limit on the circular end of the handle (1 click equals ¼ turn)



5 Pull the key out of the hole when the activation is completed



6 Check that the key has reached the stop on the circular end of the handle



7 Place the tip of the white turn counter on the line corresponding to the number of turn activations done





A0558-00
EXPANSION SWIVEL KEY

Pack of 10



A0556-00
CLASSIC
SWIVEL KEY

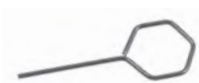
Pack of 10

A0557-00
STRAIGHT KEYS FOR
EXPANDERS

Stainless steel.

Only for use in the laboratory.

Packs of 100



P1620-02
ARM BENDING INSTRUMENT
FOR EXPANDERS

Ideal to bend the expander arms with ease and precision.



P1621-00
INSTRUMENT FOR
ENDORAL ACTIVATION

Suggested for use with multifunctional orthodontic screws.



A0666-01
REAMER

It is used to tap holes into acrylics. Suitable for all expansion screws with 0,4 mm pitch.

Refill tip A0669-00.

P1520-00
SCREWDRIVER

For micro spring screws.
Tip: 1,5 mm.




MIM[®] ACTIVATOR TUBE
FOR EXTRAORAL FACEBOW

Manufactured with Metal Injection Moulding technology, it allows high retention in acrylics. Comfortable design.

A0761-45 Ø .045"
A0761-51 Ø .051"





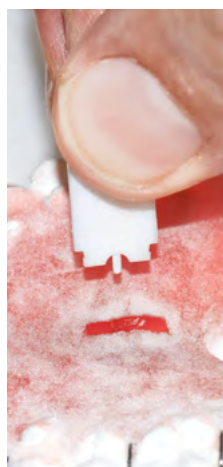
POP[®] EXPANSION SCREWS PERFECT ORTHODONTIC PERFORMANCE

THE INNOVATIVE AND BIOMECHANICAL ORTHODONTIC*
EXPANSION SCREW




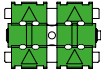




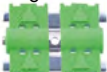












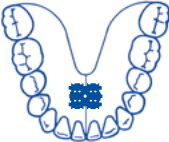














- Made of stainless steel and biomedical techno polymer.
- The male screw is not in contact with the orthodontic acrylic resin: the function of the screw will not be influenced by the quality of the technical procedure and a non-compliant curing time.
- Continuous expansion movement: the high pressure injection of the polymer allows the perfect copy of the male thread of the screw thus ensuring a steady expansion transmission without the risk of undesired turning back in the mouth.
- The self-centering rectangular guides ensure a biomechanical and absolutely controlled symmetrical expansion.
- The flat shape of the guides and their flexibility allow the gradual release of the expansion with a physiological orthodontic movement.
- The flexibility of the screw allows the adjustments of any dental regress due to inconsistent use of the appliance by the patient, thus being very effective with holding devices following a rapid expansion treatment.
- The high adaptability of the appliance enables a comfortable application in the mouth in the days following re-activation.

* Patented


[LEARN
MORE](#)


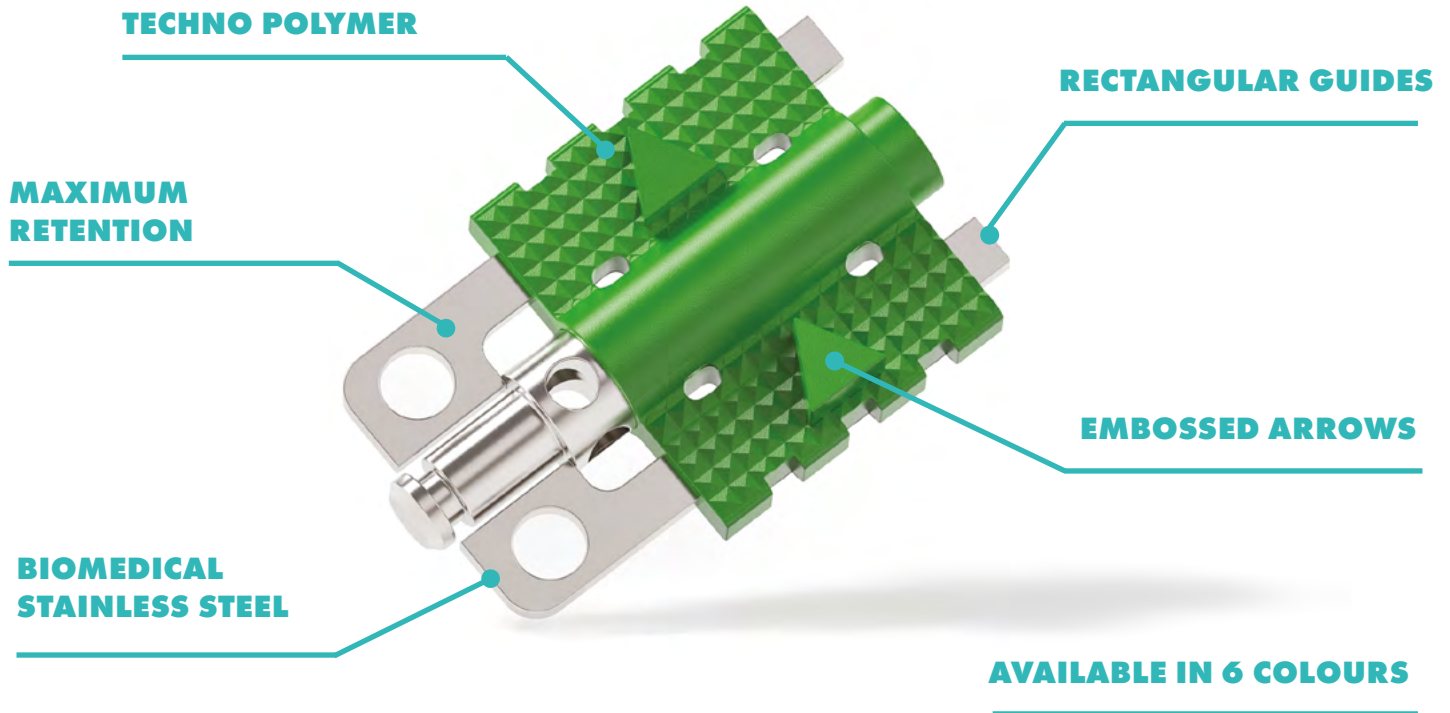
- Two embossed arrows on the body indicate the direction of opening. When using a color of acrylic resin similar to the polymer body, a white arrow provided with the plastic placement tab may be easily applied to make the direction of activation visible.
- The placement plastic tab, made of two pieces combined with a unique geometry, allows a perfect protection of the holes from the acrylic resin during the packing procedure and facilitates the removal after the curing cycle.
- The screw body is available in 6 colors.

POP SCREW FOR UPPER ARCH									pkg.
									
10 pkg. 50 pkg.	yellow  A4805-14G A4805-54G	orange  A4805-14E A4805-54E	red  A4805-14R A4805-54V	green  A4805-14V A4805-54V	silver  A4805-14T A4805-54T	blue  A4805-14A A4805-54A	9 mm 9 mm	0,8mm 0,8 mm	10 50
	assorted colours assorted colours	     	x2 x10	A4805-90 A4805-60	9 mm 9 mm	0,8mm 0,8 mm	12 60		

POP SCREW FOR LOWER ARCH									pkg.
									
10 pkg. 50 pkg.	yellow  A4800-12G A4800-52G	orange  A4800-12E A4800-52E	red  A4800-12R A4800-52R	green  A4800-12V A4800-52V	silver  A4800-12T A4800-52T	blue  A4800-12A A4800-52A	8 mm 8 mm	0,7mm 0,7 mm	10 50
	assorted colours assorted colours	     	x2 x10	A4800-90 A4800-60	8 mm 8 mm	0,7mm 0,7 mm	12 60		

POP!

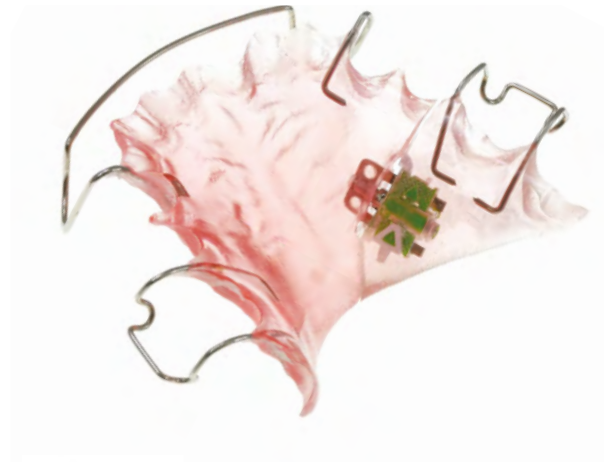
Perfect Orthodontic Performance



- The new POP® MICRO SECTIONAL SCREW is added to the already known POP SCREW range to increase the therapeutic chances.
- Made of stainless steel and biomedical techno polymer.
- The male screw is not in contact with the orthodontic acrylic resin: its functionality will not be influenced by the quality of the technical procedure and/or of non-compliant curing time.
- Continuous expansion movement: the high pressure injection of the polymer allows the perfect copy of the male screw thread thus ensuring a steady expansion transmission without the risk of undesired turning back into the mouth.
- The flat shape of the guides and their flexibility allow a more gradual deliver of the expansion forces for a physiological orthodontic movement.
- The metallic anchorage side of the screw has two through-holes in order to increase retention into the acrylic.
- The flexibility of the screw could compensate slight relapse due to inconsistent use of the appliance by the patient.

POP[®] MICRO SECTIONAL SCREW

- The high adaptability of the appliance enables a comfortable application into the mouth even in the days following re-activation.
- Two embossed arrows on the body indicate the direction of opening. When using a color of acrylic resin similar to the polymer body, a white arrow provided with the plastic placement tab may be easily snapped on to make the direction of activation more visible.
- Available in 6 colors.



**LEARN
MORE**



POP[®] MICRO SECTIONAL SCREW

←→ ↺ pkg.



7
mm

0,4
mm

yellow



A4801-00G

orange



A4801-00E

red



A4801-00R

green



A4801-00V

silver



A4801-00T

blue



A4801-00A

assorted colours



x2

A4801-90

10

12

STANDARD EXPANSION SCREWS

The Leone expansion screws for removable orthodontic appliances derive from 80 years of extensive research, design and millions of clinical cases. The entire production process takes place in Italy with computer aided automated machines. The screws are made of biomedical stainless steel of the highest quality and male screw threads with centesimal tolerances and total absence of surface roughness. The bodies and the guides are made with tolerances of ± 0.01 mm which ensure stability and precision. The wide range available allows the production of any type of removable device.

DIRECTIONAL ARROW

WELL VISIBLE

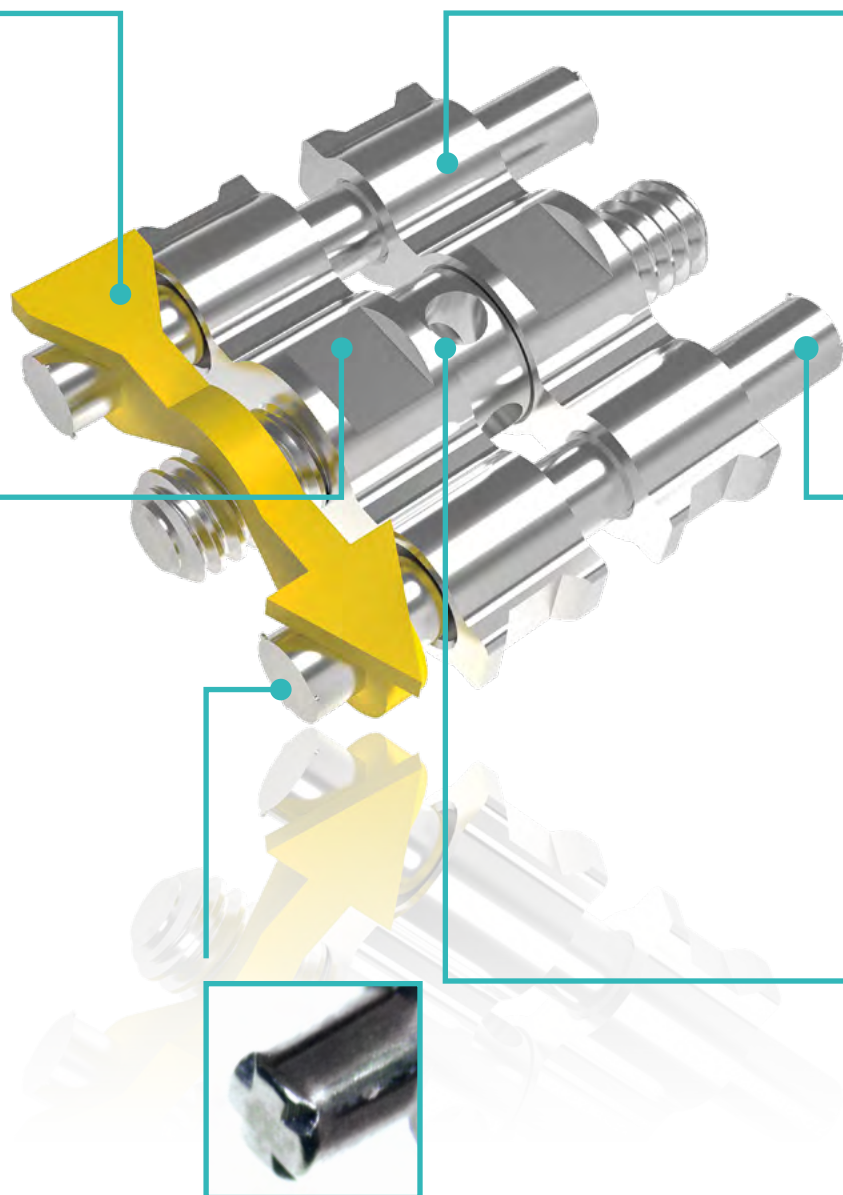
STAINLESS STEEL BODY




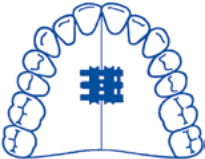
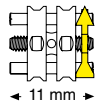

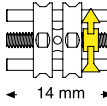

SAFE RETENTION INTO ACRYLIC





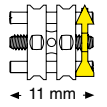

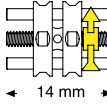
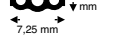
RECTIFIED GUIDED PINS





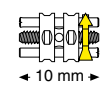
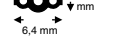
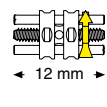
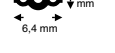
BUILT-IN SCREW STOP AT THE STROKE END





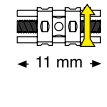

ANTI-SLIPPAGE SCREW














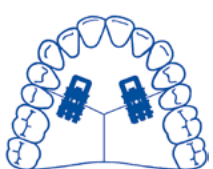
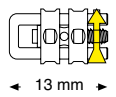
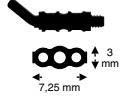
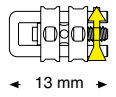
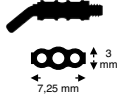
STANDARD SCREW FOR UPPER APPLIANCES				CODE			pkg.
 	 	11 mm	3.5 mm 9.85 mm	A0805-111	7mm	0,8mm	1
				A0805-11			10
				A0805-95			100
	 	14 mm	3.5 mm 9.85 mm	A0805-141	9mm	0,8mm	1
				A0805-14			10
				A0805-96			100




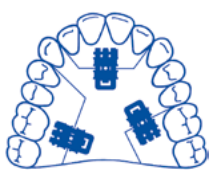
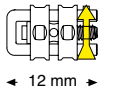
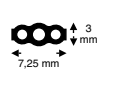
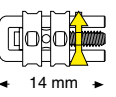
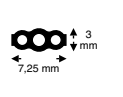
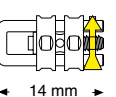
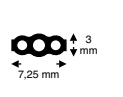
MEDIUM SCREW				CODE			pkg.
 	 	11 mm	3 mm 7.25 mm	A0803-11	7mm	0,8mm	10
				A0803-95			100
	 	14 mm	3 mm 7.25 mm	A0803-14	9mm	0,8mm	10
				A0803-96			100





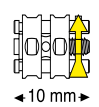
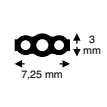
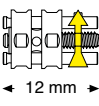
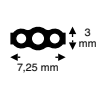
UNIVERSAL SCREW				CODE			pkg.
 	 	10 mm	3 mm 6.4 mm	A0800-10	6mm	0,7mm	10
				A0800-95			100
	 	12 mm	3 mm 6.4 mm	A0800-12	8mm	0,7mm	10
				A0800-96			100

SUPER MICRO SCREW				CODE			pkg.
 	 	11 mm	2.5 mm 4.6 mm	A0890-111	6mm	0,7mm	1
				A0890-11			10
				A0890-95			100

SUPER MICRO SECTIONAL SCREW		CODE			pkg.
 	 	A0891-09	3mm	0,35mm	10
		A0891-95			100
	 	A0891-10	3mm	0,35mm	10
		A0891-96			100

MICRO SECTIONAL SCREW WITH BENT U-SHAPED GUIDE PIN		CODE			pkg.
 	 	A0802-00	4mm	0,4mm	10
		A0802-95			100
	 	A0802-13	4mm	0,4mm	10
		A0802-96			100

MICRO SECTIONAL SCREW WITH STRAIGHT U-SHAPED GUIDE PIN		CODE			pkg.
 	 	A0801-12	4mm	0,4mm	10
		A0801-96			100
	 	A0801-13	6mm	0,4mm	10
		A0801-98			100
	 	A0801-14	4mm	0,4mm	10
		A0801-97			100

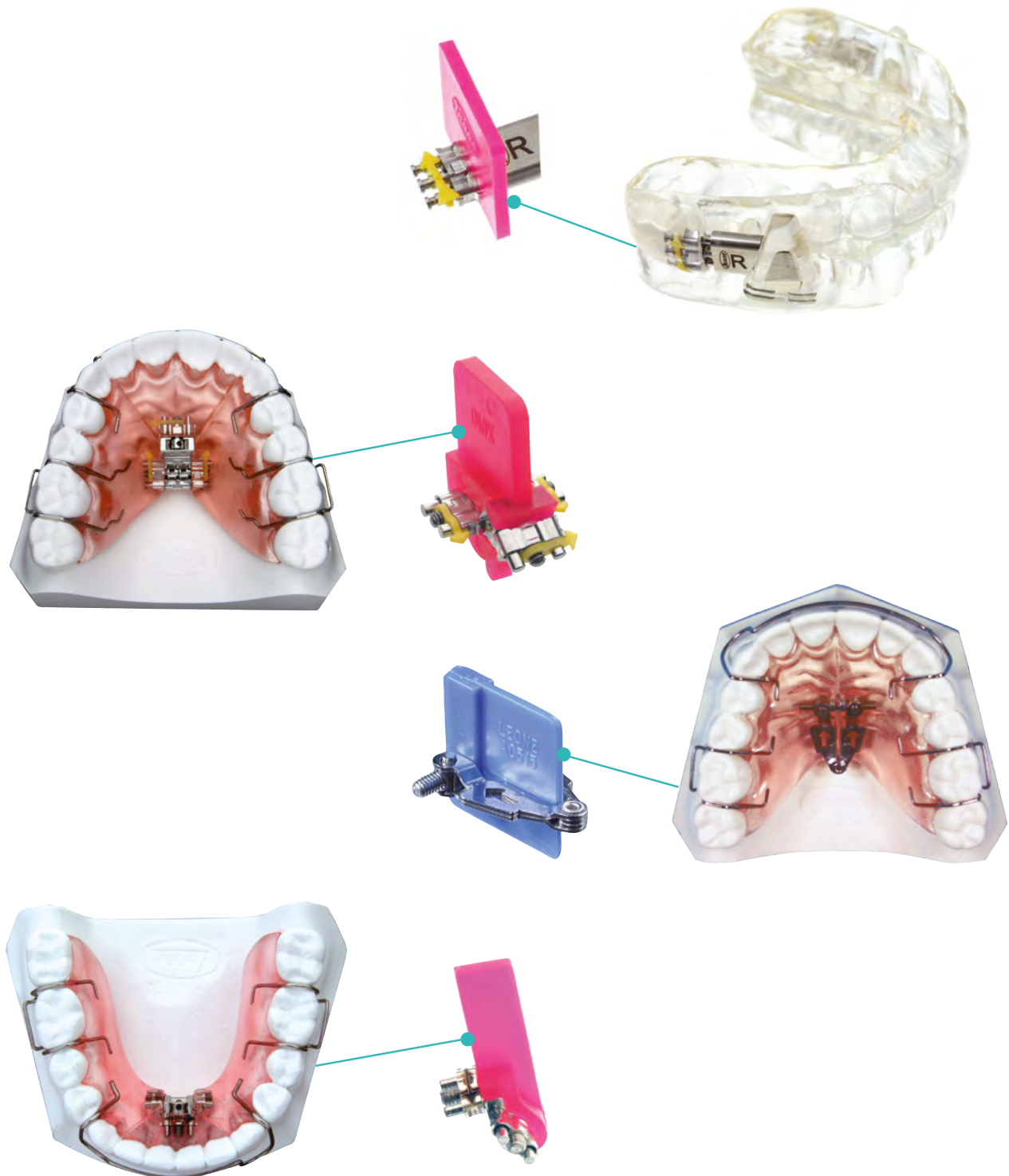
MICRO SECTIONAL SCREW		CODE			pkg.
 	 	A0801-10	4mm	0,4mm	10
		A0801-95			100
	 	A0801-00	6mm	0,4mm	10
		A0801-99			100




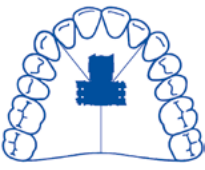
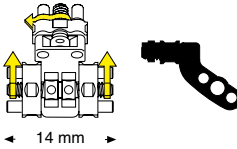

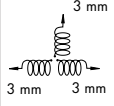
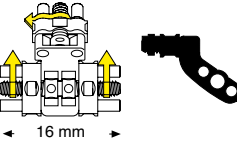

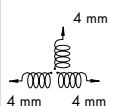
SPECIAL PURPOSE EXPANSION SCREWS





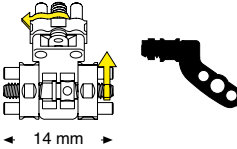

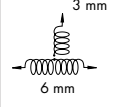
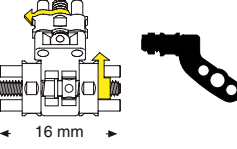

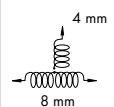
The assortment of special expansion screws proposed by Leone derives from over 30 year experience in the manufacture of expansion screws. The screw selection ranges from the Pagani classical fan-type screw, to the Bertoni three directional ones up to the kit for the construction of the Twin Wing class II corrector.





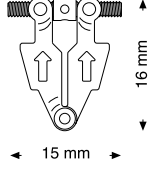
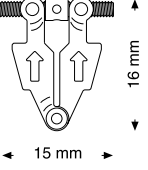
The special purpose expansion screws are made of biomedical stainless steel with a mechanical tolerance superior to 1/100 mm.





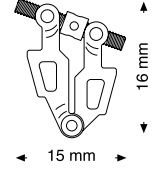
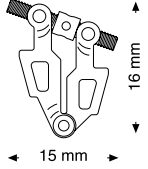
The thread parts are absolutely smooth and they ensure great sturdiness, good friction and prevent from any unwanted turning back





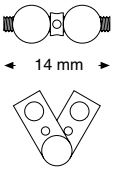
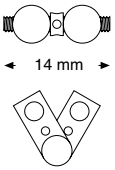


THREE DIRECTIONAL SCREW ANATOMICAL			CODE			pkg.
  <p>3 activation points</p>	 <p>14 mm</p>		A0930-14	 <p>3 mm</p>	0,4mm	1
			A0930-93			5
	 <p>16 mm</p>		A0930-16	 <p>4 mm</p>	0,4mm	1
			A0930-94			5

THREE DIRECTIONAL SCREW ANATOMICAL			CODE			pkg.
  <p>2 activation points</p>	 <p>14 mm</p>		A0931-14	 <p>3 mm</p>	0,4 mm protrusive	1
			A0931-93		0,8 mm transversal	5
	 <p>16 mm</p>		A0931-16	 <p>4 mm</p>	0,4 mm protrusive	1
			A0931-94		0,8 mm transversal	5

FAN-TYPE SCREW			CODE			pkg.
 	 <p>16 mm</p>	 <p>15 mm</p>	A0515-14	9mm	0,8mm	1
			A0515-95			100

ASYMMETRIC FAN-TYPE SCREW			CODE			pkg.
 	 <p>16 mm</p>	 <p>15 mm</p>	A0516-14	9mm	0,8mm	1
			A0516-95			100

FAN-TYPE SCREW 2 PIECES			CODE			pkg.
 	 <p>14 mm</p>		A0815-14	9mm	0,8mm	1
			A0815-95			100

TWIN WING

CLASS II CORRECTOR KIT

A0840-05 1 appliance

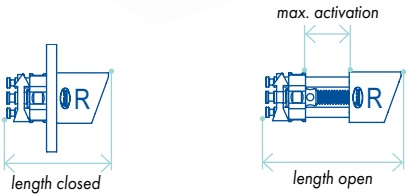
Thanks to our experience gained with MAD appliance and based on the fundamentals of the most widely used orthodontic appliance for the treatment of Class II patients with mandibular retraction, we have miniaturized and reengineered the Forward! to manufacture the Twin Wing.




The kit, especially designed for the realization of this innovative appliance, contains all the components for an easier and more precise construction.

The appliance, thanks to the 70° inclination between the upper screws and the lower wings, scientifically and clinically proven as the most efficient for the stimulation of the mandibular growth, allows the millimetric advancement of the lower jaw.

Moreover, in case of deep bite, since the occlusal surface can be kept free from the presence of block, it is possible to exclude some teeth from the contact with the acrylic, promoting a guided extrusion and consequently the resolution of vertical problems.

- The kit for the construction of 1 appliance is made up of:
- 2 upper screws, 1 right and 1 left
 - 2 lower wings with steel frame, 1 right and 1 left



	CODE	length closed	length open		
				max. activation	4 activations
	A0840-05	15 mm	20 mm	5 mm	0,4 mm

REFILLS FOR TWIN WING	CODE	
Lower wings with inner steel frame	A0841-00	Pack content: - 1 lower right wing with steel frame - 1 lower left wing with steel frame

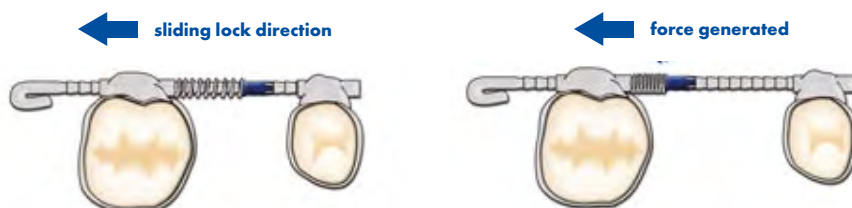
INMAN POWER COMPONENT

For the fabrication of low-cost distalization appliances, the Inman Power Component sets the standard in the application and control of distalization force.

Now any quality laboratory can offer their customers appliances that are simple to adjust, completely controllable and are comfortable for patients. The Inman IPC provides all the necessary components to make an endless variety of quality appliances. With the IPC kit, 5 distalizers or a combination of distalizers and e-arches can be fabricated. The IPC's compressed coil spring provides an easy-to-adjust force controlled by a unidirectional sliding lock. The lock can be advanced 1-mm "click" at a time for accurate, predictable activation. The concept and function of the IPC is simplistic beauty and allows adjustment by the patient or patient's guardian, making it a very efficient appliance choice. In appliance fabrication, time is money, and with the Inman IPC, you will spend less time to make a quality product.

The Inman Power Component is sold as a kit, or you can purchase all the individual parts separately.

INMAN POWER COMPONENT KIT



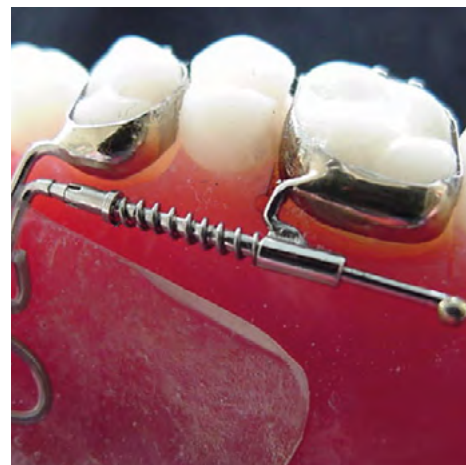
USAGE

The infinite number of uses of this simple, dependable component will develop over time, and we encourage you to use your imagination and knowledge to help us discover all of the IPC's potential. Inman Orthodontic Laboratories will work with you on any ideas you may have for the IPC, and we will reward you for documented case results using your designs.

THE FORCES

The IPC compresses coil springs with an easy-to-adjust unidirectional sliding lock. The lock can be advanced 1-mm "click" at a time for accurate, predictable activation.

ACTIVATING THE IPC APPLIANCES

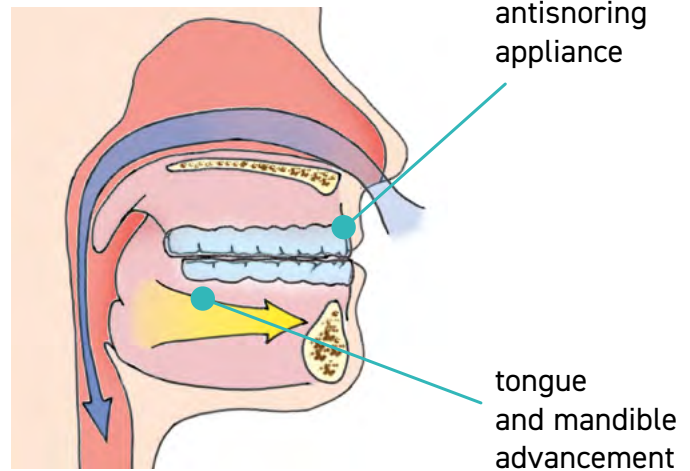


Activation
Tool

CODE	DESCRIPTION
031-IPC01K	The IPC Kit (contains: (10) IPC Assy, (10) Welded Tubes Combination, (5) Plain Tubes 50mm, (8) Plain Tubes 4.5 mm, (1) Spool NiTi Open Coil Spring Wire
The IPC Quantity Package:	
031-IPC02X20	Qty 20 – IPC Inman Power Component Assy 20 Pak
Refills for the IPC Kit:	
031-IPC02	Qty 10 – IPC Inman Power Component Assy
031-IPC03	Qty 10 – Welded tube wire combination, 4.5 mm tube with 0.040 inside diameter for welding to 60 mm 0.036 wires
031-IPC04	Qty 05 – Plain tube, 50 mm in length with inside diameter of 0.040
031-IPC05	Qty 08 – Plain tube, 4.5 mm with inside diameter of 0.040
031-IPC06	Qty 01 – Spool of 012/.045 NiTi open coil spring wire, approx. 15.5" length
Optional Component	
031-IPCTOOL	Qty 1 - IPC adjustment tool

M.A.D. SERIES LEONE

These intraoral nighttime appliances can treat snoring acting directly on the mechanism which is the main cause of it, pushing the lower jaw in a forward position. Mandibular repositioning pushes forward also the tongue and the epiglottis, spacing them from the uvula, thus to solve soft tissues vibration during the airflow, that is what produce the snore sound. MAD appliances can be used for the treatment of sleep apnea (OSA) since they can solve the rear airways obstruction by restoring breathing capacity during sleeping time. The American Academy of Dental Sleep Medicine claims that the most efficient appliances are bi-maxillary type, custom-made by a dental lab and, furthermore, they must allow an additional advancement over the construction bite position, about 4-5 mm. There are all over the world, many different type of MAD appliances to treat snoring syndrome and sleep apnea: we have decided to accomplish, and improve, the elements for the realization of the most widely used appliances according even with the clinical and scientific proven efficiency. This is our proposal based on the requirements of any clinical specialist: **appliance efficiency, high safety standards and stability and comfort for the patient.**



ANTISNORING BIMAXILLARY DORSAL TYPE APPLIANCES

FORWARD!*



FORWARD!
MAX RETENTION*

TELESCOPIC ADVANCER PLUGS AND TUBE APPLIANCES

**TELESCOPIC
ADVANCER***



* Patented

FORWARD!**ANTISNORING KIT****A5300-07** 1 appliance in box**A5300-17** 10 appliances in bag

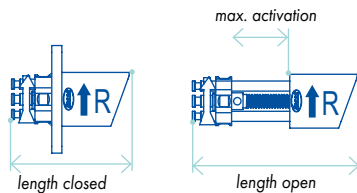
The first hardware kit specifically engineered for the antisnoring bimaxillary dorsal type appliance.






This time-saving Kit includes all the necessary components for an easier and more precise construction of the appliance.

The kit for the assembly of 1 appliance is composed of:

- 2 upper screws, 1 right and 1 left
- 2 lower wings with inner steel frame, 1 right and 1 left.

A multiple kit for the construction of 10 appliances is available



FORWARD! * ANTISNORING KIT	CODE	length closed	length open		
	A5300-07	18 mm	25 mm	max. activation 7mm	4 activations 0,4 mm
REFILLS FOR FORWARD! ANTISNORING KIT					
Lower wings with inner steel frame 	A5301-00	Pack of: - 1 left lower wing with steel frame - 1 right lower wing with steel frame			
Screw 70° angulated body 	A5302-00	Pack of: - 1 upper right screw - 1 upper left screw			

FORWARD! MAX RETENTION

ANTISNORING KIT

A5310-07 1 appliance in box

A5310-17 10 appliances in bag

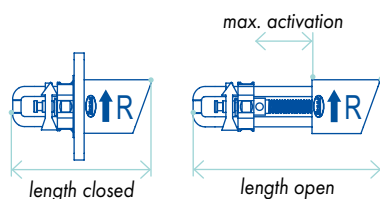
This kit is specially engineered for the realization of an antisnoring bimaxillary Dorsal type appliance and this version is featured by a higher retention capacity of the upper screws in the acrylic splint thanks to the distal "U" bent guide.




It contains all the necessary components for a fast and precise construction of the appliance.

The kit for the construction of 1 appliance is made up of:

- 2 upper screws with "U" guide, 1 right and 1 left
- 2 lower wings with inner steel frame, 1 right and 1 left.

A multiple kit for the construction of 10 appliances is available.



FORWARD! ANTISNORING KIT	CODE	length closed	length open	max. activation	4 activations
	A5310-07	20 mm	27 mm	7 mm	0,4 mm
REFILLS FOR FORWARD! MAX RETENTION					
Lower wings with inner steel frame 	A5301-00	Pack of: - 1 left lower wing with steel frame - 1 right lower wing with steel frame			
Max Retention 70° angulated screw and "U" bent guide 	A5312-00	Pack content - 1 upper right screw - 1 upper left screw			

FORWARD! AND FORWARD! MAX RETENTION FEATURES



The upper screws are specifically designed to get a thrust on the inclined plane of the lower unit: the protrusive anterior portion is a **metallic body perfectly inclined at 70°**, while the back portion has extensive retention capacity for the acrylic to avoid breakage. The screw mechanism has a **built-in stop** that gives both **perfect friction** and stability during the forward movement, as well as preventing the screw from coming apart once **7 mm** of maximum elongation is reached.



Each upper screw has an arrow clearly laser marked on metal front body, indicating the **direction of activation** to get the forward movement. The screws, both left and right, are specifically manufactured to get a **single direction of activation on both sides** and minimize errors. Each directional activation generates 0.1 mm advancement.



LEARN
MORE

The lower wings, one right and one left, are **anatomically shaped for superior comfort** and perfect matching with the 70° inclined plane of the upper screw bodies. The clear material is fully compatible with any orthodontic acrylic resin, while the inner metallic **frame can be anatomically adapted** and incorporated into the resin of the lower splint, to ensure superior strength for the mandibular advancement in adult patients.



TELESCOPIC ADVANCER

ANTISNORING KIT

- A5100-07** 1 **MEDIUM** appliance
A5200-07 1 **LONG** appliance
A5100-17 10 **MEDIUM** appliances
A5200-17 10 **LONG** appliances

The kit, specifically engineered for the fabrication of an antisnoring appliance with telescopic plugs and tubes, includes all the components for an easier and precise construction of the appliance.

- 1 kit for the assembly of 1 appliance is composed of:
- 2 telescopic arms (plug and tube), 1 right and 1 left
 - 4 housings for acrylic
 - 4 housing screws
 - 1 wrench for activation

A multiple kit for the assembly of 10 appliances is also available.



	CODE	length closed	length open	stroke max.	max.activation	4 activations
	A5100-07 MEDIUM	26 mm	43 mm	10 mm	7mm	0,4 mm
	A5200-07 LONG	31 mm	53 mm	15 mm	7mm	0,4 mm

REFILLS FOR TELESCOPIC ADVANCER KIT

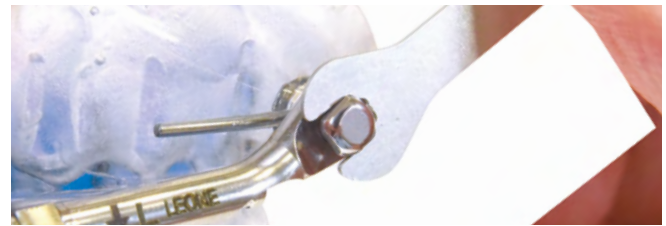

Housing screws and wrench for activation 	A5101-00	Pack content: - 4 housing screws - 1 wrench for activation
Housings with screws and wrench for activation 	A5101-01	Pack content: - 4 housings for acrylic - 4 housing screws - 1 wrench for activation
MEDIUM Telescopic Arms 	A5101-02	Pack content: - 1 Telescopic Arm MEDIUM right - 1 Telescopic Arm MEDIUM left
LONG Telescopic Arms 	A5201-00	Pack content: - 1 Telescopic Arm LONG right - 1 Telescopic Arm LONG left

P1515-00**FAN-TYPE WRENCH**

Thanks to its design, this screwdriver allows you to easily tighten the fixing screws for support of the Telescopic Advancer device.



The plug and tube components are manufactured by using **biocompatible stainless steel with the highest strength** available providing durability to any biomechanical stress. The plug component features a special design that does not permit the disassembling from the tube even when the patient is in mouth wide-open position.



The housings for acrylic are designed to be embedded in the acrylic splint: they feature a **laser welded wire throughout** that can be easily bent to enhance the resin retention and avoid unwanted detachment. The outer part presents a threaded portion to accommodate the square head screws binding the ends of the Telescopic arms.

The wrench for activation supplied with the kit can be used in the laboratory to tighten the square head screws.



The same instrument is necessary to activate the square head advancer screw into the plug in the direction indicated by the laser etched arrow: each quarter turn of activation produces 0.1 mm advancement. **The maximum elongation is 7mm on both sides.**



A ruler is laser etched on the wrench handle to check the activation length throughout treatment.

**LEARN
MORE**



PLATE HOLDERS

Manufactured from non toxic, unbreakable plastic.
With inner socket for key and one space for patient’s phone number.

PLATE HOLDER KIT
ASSORTED COLORS

Packs of 200:
30 white, 30 pink, 40 yellow, 40 blue, 30 green, 30 orange

A3038-99 Small **A3039-99** Large



COLOUR	pkg.	CODE	CODE	pkg.	CODE	CODE
		small	large		small	large
white	10	A3038-00	A3039-00	200	A3038-93	A3039-93
pink	10	A3038-00S	A3039-00S	200	A3038-93S	A3039-93S
yellow	10	A3038-00G	A3039-00G	200	A3038-93G	A3039-93G
blue	10	A3038-00A	A3039-00A	200	A3038-93A	A3039-93A
fluorescent	10		A3039-00F	200		A3039-93F
green	10	A3038-00V	A3039-00V	200	A3038-93V	A3039-93V
orange	10	A3038-00E	A3039-00E	200	A3038-93E	A3039-93E



LEONE LAB WIRE

A COMPLETE RANGE FOR ANY
ORTHODONTIC NEED

LEONE LEOWIRE[®]

(Medical Specification)

Round Spring Hard Wire

Chromium stainless steel alloy.
Diamond-drawn to obtain highly
resistant and stainless, leveled surfaces.
Suitable for all orthodontic applications.
Ultimate strength: 1800/2000 N/mm²



CODE					
	size	mm	inch	ozs.	#ft.
C0400-07	21	0.7	.028	3	90
C0400-08	20	0.8	.032	3	68
C0400-09	19	0.9	.036	3	54
C0400-10	18	1.0	.040	3	44
C0400-11	17	1.1	.044	3	36
C0400-12	16	1.2	.048	3	30
C0400-13	15	1.3	.052	3	26

BIOSTEEL[®]
ROUND SPRING HARD WIRE

NICKEL-FREE*

Stainless steel alloy purposely made to prevent any nickel
allergic reactions (Cr 16,5%, Mn 11%, Mo 2,7%, N 0,5%,
balance Fe). Suitable for all orthodontic applications.

CODE					
	size	mm	inch	ozs.	#ft.
C0401-06	#22/23	0.6	.024	3	40
C0401-07	21	0.7	.028	3	25
C0401-08	20	0.8	.032	3	20
C0401-09	19	0.9	.036	3	10
C0401-10	18	1.0	.040	3	10

LEONE
COBALT CLASP
CROZAT WIRE

(Medical Specification)

- Chromium cobalt alloy. Specifically designed for the Crozat method and for fabrication of the OSAYS appliance.
- Heat-treatable: May be soldered in open flame.
- Available in 15-23 gauge.
- Coiled spools. A softer, more malleable wire saves time when making intricate bends.

CODE					
	size	mm	inch	ozs.	#ft.
C0410-06	22/23	0.6	.024	2/3	22
C0410-07	21	0.7	.028	3/4	22
C0410-08	20	0.8	.032	1	22
C0410-09	19	0.9	.036	11/3	22
C0410-10	18	1.0	.040	3/4	11
C0410-11	17	1.1	.044	1	11
C0410-12	16	1.2	.048	11/4	11
C0410-13	15	1.3	.052	11/3	11

BETA MEMORIA[®]
STRAIGHT ROUND
WIRE

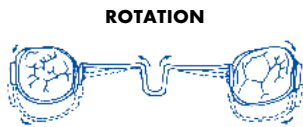
Made of Titanium Molybdenum alloy

CODE			pkg.
	inch		35 cm long
C7900-32	.032		10
C7900-36	.036		10

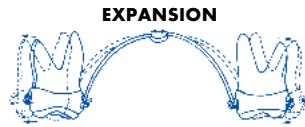
*Nickel trace elements of $\leq 0,05\%$ are due to the process of manufacturing

PALATAL BARS

Palatal bars allow controllable movements of rotation, expansion and contraction of upper first molars. Made of heat-treated wire, 0,9 mm in diameter, to increase their tensile strength, they are easy to remove from the tubes for activation.



ROTATION




EXPANSION




C0570-96 PALATAL BAR KIT


Assorted kit of 50

CODE		pkg.
	mm	
C0570-34	34	5
C0570-36	36	5
C0570-38	38	5
C0570-40	40	5
C0570-42	42	5
C0570-44	44	5
C0570-46	46	5
C0570-48	48	5
C0570-50	50	5
C0570-52	52	5

STANDARD ADAMS CLASPS

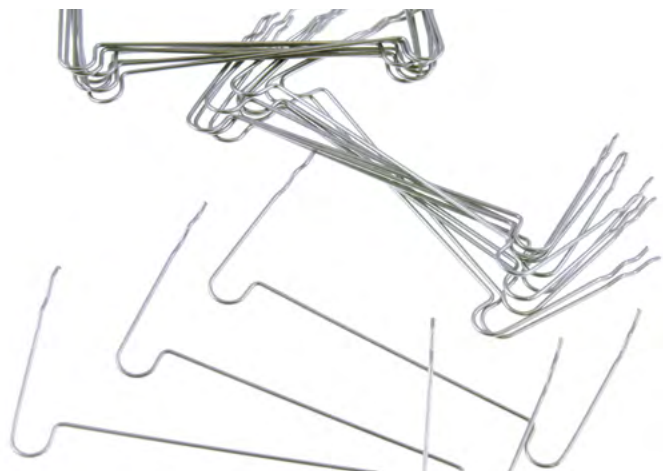
Spring hard stainless steel.



CODE		∅	pkg.
	mm	mm	
C0580-05	5,0	0,7	10
C0580-055	5,5	0,7	10
C0580-06	6,0	0,7	10
C0580-065	6,5	0,7	10
C0580-07	7,0	0,7	10
C0580-08	8,0	0,7	10
C0580-09	9,0	0,7	10
C0580-10	10,0	0,7	10
C0580-11	11,0	0,7	10
C0580-12	12,0	0,7	10

STANDARD LABIAL ARCHES

Spring hard stainless steel.




CODE	pkg.		
	mm	mm	
C0585-25	25	0,8	10
C0585-28	28	0,8	10
C0585-31	31	0,8	10
C0585-34	34	0,8	10
C0585-37	37	0,8	10
C0585-40	40	0,8	10
C0585-43	43	0,8	10
C0585-46	46	0,8	10
C0585-48	48	0,8	10
C0585-50	50	0,8	10

LEONEAMERICA BALL CLASPS

Stainless steel.

Thanks to an innovative plasma technology, the hook head is perfectly spherical.

CODE	size	pkg.
	inch	
C1610-17	.028	100 pcs.
C1610-18	.032	100 pcs.
C1610-19	.036	100 pcs.



LABIAL ARCHWIRE TUBE

K0470-00

Made of a chemically inert material, anti-adhesive, non porous, with a very low friction coefficient. Slightly thermo retractile when heated at 150°C. For wires 0,7 mm (.028") up to 0,8 mm (.031") in diameter.

APEX REVOLUTION SPRING

The Apex Revolution Spring is a revolutionary new appliance that is unique compared to any spring retainer before it. This retainer employs Beta Titanium memory wires for both the lingual spring and the labial bow. The wires are flattened to provide more tooth contact than a round wire. The unique properties of the Beta Titanium flat wire allow for a greater range of movement than traditional stainless-steel wire. In addition, the Beta Titanium flat wire gives approximately 60% more contact on the facial and lingual of the tooth surface delivering much greater rotational control. The Apex Revolution Spring is more comfortable and has very little interference with speech.

For instructional videos please see

Adjustable lingual and labial bows



- Predictable results
- More comfortable leading to greater patient compliance than alternatives (no plastic on lingual and facial of anterior teeth)
- Very little speech issues
- Double duty: it is an insurance policy as correction of minor movement is accomplished with the same device

SPRING SIZE	CODE
β-Ti Kit 18mm	952
β-Ti Kit 20mm	953
β-Ti Kit 22mm	954
β-Ti Kit 24mm	955
β-Ti Kit 27mm	956
β-Ti Kit 29mm	957
β-Ti Kit 31mm	958
β-Ti Kit 33mm	959

KIT A

SPRING SIZES:

Includes 8
(1 of each size) components

1. 18.0mm
2. 20.0mm
3. 22.0mm
4. 24.0mm
5. 27.0mm
6. 29.0mm
7. 31.0mm
8. 33.0mm

KIT C

START-UP KIT

KIT INCLUDES:

1. 34 (2 of each) components for initial inventory
2. Free plastic containers

BOW SIZE	CODE
β-Ti Bow 25mm	960
β-Ti Bow 28mm	961
β-Ti Bow 31.5mm	962
β-Ti Bow 34.5mm	963
β-Ti Bow 37.5mm	964
β-Ti Bow 40.5mm	965
β-Ti Bow 43.5mm	966
β-Ti Bow 46.5mm	967
β-Ti Bow 49.5mm	968

KIT B


BOW SIZES:

Includes 9
(1 of each size) components

1. 25.0mm
2. 28.0mm
3. 31.5 mm
4. 34.5 mm
5. 37.5mm
6. 40.5mm
7. 43.5mm
8. 46.5mm
9. 49.5mm



No plastic on
lingual and facial
of anterior teeth



Flat Beta
Titanium Wires

Actual Case: 15 year old patient



Pre-Treatment

Post-Treatment

5 Months w/ Apex TMA[®]

PEDODONTIC BANDS UNIVERSAL

DESIGNED TO MEET THERAPEUTIC NEEDS
OF PEDIATRIC ORTHODONTICS BY ALLOWING EARLY TREATMENT
OF PATIENTS WITH MIXED OR DECIDUOUS TEETH

**SHAPE AND HEIGHT**

DESIGNED FOR THE ANATOMY
OF DECIDUOUS MOLARS

EASY FIT

TO THE PYRAMID-SHAPE
OF PRIMARY MOLARS

**LASER-MARKING OF SIZES**

ALLOWS THE STERILIZATION AT
HIGH TEMPERATURES
AND AN OPTIMAL VIEW OF
SIZING OVER TIME

**USEFUL IN THE
CONSTRUCTION**
OF PALATAL EXPANDERS
AND SPACE MAINTAINERS

**FREE PREWELDING SERVICE**

CUSTOM PREWELDING SERVICE
TO TUBE, BRACKET OR ACCESSORY
WITH ITEM CODE G, CONTACT
LEONEAMERICA FOR ASSISTANCE

PEDODONTIC BANDS UNIVERSAL DECIDUOUS MOLARS UPPER AND LOWER

Available in 10 sizes, either for upper and lower, with LASER etched identification number.

The medium temper of biomedical steel used to manufacture the bands allows the adaptation to the pyramidal shape of the primary molars by minimizing the problems of detachment. Necessary for the construction of palatal expanders and space maintainers.

**Always specify the size
when ordering e.g.: E6100-05**



CODE		pkg.
E6100-00	Upper - PU sizes 1-10	5
E6500-00	Lower - PL sizes 1-10	5

E6165-96 ASSORTMENT PEDODONTIC BANDS UNIVERSAL - KIT


The kit is composed of 5 universal pedodontic bands each upper and lower size, total 100 pcs. The tray is not autoclavable.



ORTHODONTICS FOR KIDS

EARLY TREATMENT OPTIONS ARE CONTINUOUSLY A POPULAR TOPIC IN THE WORLD OF ORTHODONTICS. BY DEVELOPING PRODUCTS THAT CORRESPOND WITH THIS GOAL, LEONEAMERICA HOPES TO MEET THE NEEDS OF THE ORTHODONTISTS AND PEDIATRIC DENTISTS WORKING TO OPTIMIZE TREATMENT FOR THEIR PATIENTS.

WHEREVER THE OK ORTHODONTICS FOR KIDS LOGO IS FOUND, ORTHODONTISTS AND PEDIATRIC DENTISTS CAN REST ASSURED THAT THE PARTICULAR PRODUCT IS APPROPRIATE AND RECOMMENDED ESPECIALLY FOR PEDIATRIC TREATMENT.



CALIBRA[®] ANATOMICAL BANDS**MADE OF HARD HEAT-TREATED STAINLESS STEEL**

GRADUATED THICKNESS
BY VARIATION IN TOOTH SIZE

**INNER SURFACE
ROUGH FINISH**

FOR MAXIMUM STABILITY
AND INCREASED RETENTION



ANATOMICALLY CORRECT
WIDE RANGE OF SIZES

LASER-MARKING OF SIZES

IT ALLOWS THE STERILIZATION
AT HIGH TEMPERATURES AND A
DURABLE GOOD VIEW OF SIZING



FREE PREWELDING SERVICE

CUSTOM PREWELDING SERVICE TO ANY TUBE,
BRACKET OR ACCESSORY WITH ITEM CODE G.
READY DELIVERY OF STANDARD PREWELDED BANDS
FOR THE MOST COMMONLY USED TECHNIQUES.
CONTACT LEONEAMERICA FOR ASSISTANCE.



WIDE CHOICE
OF ASSORTMENTS
IN AUTOCLAVABLE TRAYS

SEE THE CONVERSION CHARTS AT PAGES 58 AND 59 OF **CLINICAL PRODUCTS** SECTION

UPPER AND LOWER BICUSPIDS

Available in 32 sizes either for maxillary or mandibular arch, with LASER etched identification number. Their anatomical shape with contoured edges is designed for use with either right or left. Thickness of 0,15mm and optional seating lug. The hard temper and a rough inner surface finish considerably improve cement retention.

Always specify the size when ordering e.g.: E5101-11



CODE		pkg.
E5101-00	Upper with lug - U	10
E5501-00	Lower with lug - L	10
E5100-00	Upper without lug - U	10
E5500-00	Lower without lug - L	10
E5151-00	Upper with lug - U	5
E5551-00	Lower with lug - L	5
E5105-00	Upper without lug - U	5
E5505-00	Lower without lug - L	5

REFERENCE THE CHARTS BELOW FOR AVERAGE SIZING NEEDS

ASSORTMENTS	ASSORTED KIT OF 92 BANDS ON AVERAGE USE		CODE
quantity each size			
	E5101-92	5 4 4 5	U with lug
	E5100-92	5 4 4 5	U without lug

ASSORTMENTS	ASSORTED KIT OF 92 BANDS ON AVERAGE USE		CODE
quantity each size			
	E5501-92	5 4 4 5	L with lug
	E5500-92	5 4 4 5	L without lug

UPPER AND LOWER
1ST MOLAR BANDS

Available in 36 right sizes and 36 left sizes either for maxillary or mandibular arch, with LASER etched identification number. The hard temper, the anatomical design, the diversified thickness and the rough inner surface finish make the band selection easy and improve cement retention.

Always specify the size
when ordering e.g.: E1200-06

CODE		pkg.
E1200-00	Upper right - UR	10
E1300-00	Upper left - UL	10
E1600-00	Lower right - LR	10
E1700-00	Lower left - LL	10
E1205-00	Upper right - UR	5
E1305-00	Upper left - UL	5
E1605-00	Lower right - LR	5
E1705-00	Lower left - LL	5



K6378-00
RADIO OPAQUE
SEPARATORS IN MODULES

Their circular section allows an easy application assuring a gradual and comfortable separation of the teeth before the application of the bands. Radio opaque for a secure X-ray visualization. Pack of 100 modules, 10 rings each




REFERENCE THE CHARTS BELOW
FOR AVERAGE SIZING NEEDS

ASSORTMENTS	ASSORTED KIT OF 78 BANDS ON AVERAGE USE				CODE																																																																									
quantity each size																																																																														
<table border="1"><caption>Band Size Distribution Data</caption><thead><tr><th>Size</th><th>Quantity</th></tr></thead><tbody><tr><td>1</td><td>1</td></tr><tr><td>2</td><td>1</td></tr><tr><td>3</td><td>1</td></tr><tr><td>4</td><td>1</td></tr><tr><td>5</td><td>1</td></tr><tr><td>6</td><td>1</td></tr><tr><td>7</td><td>1</td></tr><tr><td>8</td><td>1</td></tr><tr><td>9</td><td>1</td></tr><tr><td>10</td><td>2</td></tr><tr><td>11</td><td>2</td></tr><tr><td>12</td><td>2</td></tr><tr><td>13</td><td>2</td></tr><tr><td>14</td><td>2</td></tr><tr><td>15</td><td>2</td></tr><tr><td>16</td><td>2</td></tr><tr><td>17</td><td>6</td></tr><tr><td>18</td><td>6</td></tr><tr><td>19</td><td>6</td></tr><tr><td>20</td><td>6</td></tr><tr><td>21</td><td>6</td></tr><tr><td>22</td><td>6</td></tr><tr><td>23</td><td>2</td></tr><tr><td>24</td><td>2</td></tr><tr><td>25</td><td>2</td></tr><tr><td>26</td><td>2</td></tr><tr><td>27</td><td>2</td></tr><tr><td>28</td><td>1</td></tr><tr><td>29</td><td>1</td></tr><tr><td>30</td><td>1</td></tr><tr><td>31</td><td>1</td></tr><tr><td>32</td><td>1</td></tr><tr><td>33</td><td>1</td></tr><tr><td>34</td><td>1</td></tr><tr><td>35</td><td>1</td></tr><tr><td>36</td><td>1</td></tr></tbody></table>	Size	Quantity	1	1	2	1	3	1	4	1	5	1	6	1	7	1	8	1	9	1	10	2	11	2	12	2	13	2	14	2	15	2	16	2	17	6	18	6	19	6	20	6	21	6	22	6	23	2	24	2	25	2	26	2	27	2	28	1	29	1	30	1	31	1	32	1	33	1	34	1	35	1	36	1	E1200-92	<u>6</u>	UR	R
	Size	Quantity																																																																												
	1	1																																																																												
	2	1																																																																												
3	1																																																																													
4	1																																																																													
5	1																																																																													
6	1																																																																													
7	1																																																																													
8	1																																																																													
9	1																																																																													
10	2																																																																													
11	2																																																																													
12	2																																																																													
13	2																																																																													
14	2																																																																													
15	2																																																																													
16	2																																																																													
17	6																																																																													
18	6																																																																													
19	6																																																																													
20	6																																																																													
21	6																																																																													
22	6																																																																													
23	2																																																																													
24	2																																																																													
25	2																																																																													
26	2																																																																													
27	2																																																																													
28	1																																																																													
29	1																																																																													
30	1																																																																													
31	1																																																																													
32	1																																																																													
33	1																																																																													
34	1																																																																													
35	1																																																																													
36	1																																																																													
E1300-92	<u>6</u>	UL	L																																																																											
E1600-92	<u>6</u>	LR	R																																																																											
E1700-92	<u>6</u>	LL	L																																																																											



ASSORTMENTS	ASSORTED KIT OF 156 BANDS ON AVERAGE USE				CODE																																																																									
quantity each size																																																																														
<table border="1"><caption>Band Size Distribution Data</caption><thead><tr><th>Size</th><th>Quantity</th></tr></thead><tbody><tr><td>1</td><td>2</td></tr><tr><td>2</td><td>2</td></tr><tr><td>3</td><td>2</td></tr><tr><td>4</td><td>2</td></tr><tr><td>5</td><td>2</td></tr><tr><td>6</td><td>2</td></tr><tr><td>7</td><td>2</td></tr><tr><td>8</td><td>2</td></tr><tr><td>9</td><td>2</td></tr><tr><td>10</td><td>6</td></tr><tr><td>11</td><td>6</td></tr><tr><td>12</td><td>6</td></tr><tr><td>13</td><td>6</td></tr><tr><td>14</td><td>6</td></tr><tr><td>15</td><td>6</td></tr><tr><td>16</td><td>6</td></tr><tr><td>17</td><td>8</td></tr><tr><td>18</td><td>8</td></tr><tr><td>19</td><td>8</td></tr><tr><td>20</td><td>8</td></tr><tr><td>21</td><td>8</td></tr><tr><td>22</td><td>8</td></tr><tr><td>23</td><td>6</td></tr><tr><td>24</td><td>6</td></tr><tr><td>25</td><td>6</td></tr><tr><td>26</td><td>6</td></tr><tr><td>27</td><td>6</td></tr><tr><td>28</td><td>2</td></tr><tr><td>29</td><td>2</td></tr><tr><td>30</td><td>2</td></tr><tr><td>31</td><td>2</td></tr><tr><td>32</td><td>2</td></tr><tr><td>33</td><td>2</td></tr><tr><td>34</td><td>2</td></tr><tr><td>35</td><td>2</td></tr><tr><td>36</td><td>2</td></tr></tbody></table>	Size	Quantity	1	2	2	2	3	2	4	2	5	2	6	2	7	2	8	2	9	2	10	6	11	6	12	6	13	6	14	6	15	6	16	6	17	8	18	8	19	8	20	8	21	8	22	8	23	6	24	6	25	6	26	6	27	6	28	2	29	2	30	2	31	2	32	2	33	2	34	2	35	2	36	2	E1200-94	<u>6</u>	UR	R
	Size	Quantity																																																																												
	1	2																																																																												
	2	2																																																																												
3	2																																																																													
4	2																																																																													
5	2																																																																													
6	2																																																																													
7	2																																																																													
8	2																																																																													
9	2																																																																													
10	6																																																																													
11	6																																																																													
12	6																																																																													
13	6																																																																													
14	6																																																																													
15	6																																																																													
16	6																																																																													
17	8																																																																													
18	8																																																																													
19	8																																																																													
20	8																																																																													
21	8																																																																													
22	8																																																																													
23	6																																																																													
24	6																																																																													
25	6																																																																													
26	6																																																																													
27	6																																																																													
28	2																																																																													
29	2																																																																													
30	2																																																																													
31	2																																																																													
32	2																																																																													
33	2																																																																													
34	2																																																																													
35	2																																																																													
36	2																																																																													
E1300-94	<u>6</u>	UL	L																																																																											
E1600-94	<u>6</u>	LR	R																																																																											
E1700-94	<u>6</u>	LL	L																																																																											

CONVERTIBLE MIM[®] BUCCAL TUBES

The laser welded convertible cap prevents from any detachment and it is easy removable with the special Leone cap removing plier. Every tube is available: in the D.B. version, prewelded to CALIBRA[®]. Packs of 10. Packs of 100 on request.

CODE			lo				
			torque	rect. tube rot.	diam. tube rond	rect. tube slot	weldable tubes
 							

CONVERTIBLE MIM[®] BUCCAL TUBES

CODE			o				
			torque	rect. tube rot.	diam. tube rond	rect. tube slot	wel- dable tubes
	G8184-02		0°	0°	.045"ging.	.018"	R
	G8184-03	$\frac{6}{6}$	0°	0°	.045"ging.	.018"	L
	G8124-02	$\frac{6}{6}$	0°	0°	.045"ging.	.022"	R
	G8124-03	$\frac{6}{6}$	0°	0°	.045"ging.	.022"	L
	G8185-02		0°	0°	.051"ging.	.018"	R
	G8185-03	$\frac{6}{6}$	0°	0°	.051"ging.	.018"	L
	G8125-02	$\frac{6}{6}$	0°	0°	.051"ging.	.022"	R
	G8125-03	$\frac{6}{6}$	0°	0°	.051"ging.	.022"	L
	G8484-02		-10°	+8°	.045"ging.	.018"	R
	G8484-03	$\frac{6}{6}$	-10°	+8°	.045"ging..	.018"	L
	G8424-02	$\frac{6}{6}$	-10°	+8°	.045"ging.	.022"	R
	G8424-03	$\frac{6}{6}$	-10°	+8°	.045"ging.	.022"	L
	G8485-02		-10°	+8°	.051"ging.	.018"	R
	G8485-03	$\frac{6}{6}$	-10°	+8°	.051"ging.	.018"	L
	G8425-02	$\frac{6}{6}$	-10°	+8°	.051"ging.	.022"	R
	G8425-03	$\frac{6}{6}$	-10°	+8°	.051"ging.	.022"	L
	G8424-16		-20°	+8°	.045"ging.	.022"	R
	G8424-17		-20°	+8°	.045"ging.	.022"	L
	G8484-06	$\frac{6}{6}$	-25°	+8°	.045"ging.	.018"	R
	G8484-07	$\frac{6}{6}$	-25°	+8°	.045"ging.	.018"	L
	G8424-06	$\frac{6}{6}$	-25°	+8°	.045"ging.	.022"	R
	G8424-07	$\frac{6}{6}$	-25°	+8°	.045"ging.	.022"	L
	G8485-06	$\frac{6}{6}$	-25°	+8°	.051"ging.	.018"	R
	G8485-07	$\frac{6}{6}$	-25°	+8°	.051"ging.	.018"	L
	G8425-06	$\frac{6}{6}$	-25°	+8°	.051"ging.	.022"	R
	G8425-07	$\frac{6}{6}$	-25°	+8°	.051"ging.	.022"	L
	G8181-02		0°	0°		.018"	R
	G8181-03	$\frac{6}{6}$	0°	0°		.018"	L
	G8121-02	$\frac{6}{6}$	0°	0°		.022"	R
	G8121-03	$\frac{6}{6}$	0°	0°		.022"	L
	G8481-02		-10°	+8°		.018"	R
	G8481-03	$\frac{6}{6}$	-10°	+8°		.018"	L
	G8421-02	$\frac{6}{6}$	-10°	+8°		.022"	R
	G8421-03	$\frac{6}{6}$	-10°	+8°		.022"	L
	G8421-16		-20°	+8°		.022"	R
	G8421-17	$\frac{6}{6}$	-20°	+8°		.022"	L
	G8481-06		-25°	+8°		.018"	R
	G8481-07	$\frac{6}{6}$	-25°	+8°		.018"	L
	G8421-06	$\frac{6}{6}$	-25°	+8°		.022"	R
	G8421-07	$\frac{6}{6}$	-25°	+8°		.022"	L

WELDABLE BRACKETS

Packs of 10 - Packs of 100 on request



CODE	CODE	UPPER				
slot .018"	slot .022"	2 1 2	tor- que	ang.	mm	
G2080-14	G2020-14		0°	0°	2,5	R
G2080-14	G2020-14		0°	0°	2,5	L
G2080-34	G2020-34		0°	0°	3,3	R
G2080-34	G2020-34		0°	0°	3,3	L
slot .018"	slot .022"	1 1				
G2086-14	G2026-14		0°	0°	3,5	R
G2086-14	G2026-14		0°	0°	3,5	L
G2080-44	G2020-44		0°	0°	4,4	R
G2080-44	G2020-44		0°	0°	4,4	L
	G2421-02		+10°	+5°	3,3	R
	G2421-03		+10°	+5°	3,3	L
G2480-04			+22°	0°	3,3	R
G2480-04			+22°	0°	3,3	L
slot .018"	slot .022"	2 2				
G2080-24	G2020-24		0°	0°	2,7	R
G2080-24	G2020-24		0°	0°	2,7	L
	G2422-02		+5°	+10°	2,7	R
	G2422-03		+5°	+10°	2,7	L
G2482-02			+14°	+8°	2,7	R
G2482-03			+14°	+8°	2,7	L
slot .018"	slot .022"	3 3				
G2080-14	G2020-14		0°	0°	2,5	R
G2080-14	G2020-14		0°	0°	2,5	L
G2088-04	G2028-04		0°	0°	2,7	R
G2088-04	G2028-04		0°	0°	2,7	L
G2088-14	G2028-14		0°	0°	3,3	R
G2088-14	G2028-14		0°	0°	3,3	L
G2483-08			+7°	+5°	3,3	R
G2483-00			+7°	+5°	3,3	L
	G2423-02		-10°	+10°	3,3	R
	G2423-03		-10°	+10°	3,3	L
	G2423-12		-10°	+15°	3,3	R
	G2423-13		-10°	+15°	3,3	L
slot .018"	slot .022"	5 4 4 5				
G2088-04	G2028-04		0°	0°	2,7	R
G2088-04	G2028-04		0°	0°	2,7	L
G2088-34	G2028-34		0°	0°	3,3	R
G2088-34	G2028-34		0°	0°	3,3	L
G2089-14	G2029-14		0°	0°	2,0	R
G2089-14	G2029-14		0°	0°	2,0	L
G2084-01	G2024-01		0°	0°	3,3	R
G2084-01	G2024-01		0°	0°	3,3	L
G2489-01	G2429-11		-7°	0°	3,3	R
G2489-01	G2429-11		-7°	0°	3,3	L

CODE	CODE	LOWER				
slot .018"	slot .022"	2 1 2	tor- que	ang.	mm	
G2080-04	G2020-04		0°	0°	2,0	R
G2080-04	G2020-04		0°	0°	2,0	L
G2080-05	G2020-05		0°	0°	2,1	R
G2080-05	G2020-05		0°	0°	2,1	L
slot .018"	slot .022"	3 3				
G2080-14	G2020-14		0°	0°	2,5	R
G2080-14	G2020-14		0°	0°	2,5	L
G2088-04	G2028-04		0°	0°	2,7	R
G2088-04	G2028-04		0°	0°	2,7	L
G2088-14	G2028-14		0°	0°	3,3	R
G2088-14	G2028-14		0°	0°	3,3	L
G2483-00			+7°	+5°	3,3	R
G2483-08			+7°	+5°	3,3	L
	G2423-06		-10°	+5°	3,3	R
	G2423-07		-10°	+5°	3,3	L
	G2423-16		-10°	+10°	3,3	R
	G2423-17		-10°	+10°	3,3	L
slot .018"	slot .022"	5 4 4 5				
G2088-04	G2028-04		0°	0°	2,7	R
G2088-04	G2028-04		0°	0°	2,7	L
G2088-34	G2028-34		0°	0°	3,3	R
G2088-34	G2028-34		0°	0°	3,3	L
G2484-05			-7°	0°	3,3	R
G2484-05			-7°	0°	3,3	L
G2485-05			-15°	0°	3,3	R
G2485-05			-15°	0°	3,3	L
G2089-14	G2029-14		0°	0°	2,0	R
G2089-14	G2029-14		0°	0°	2,0	L
G2084-01	G2024-01		0°	0°	3,3	R
G2084-01	G2024-01		0°	0°	3,3	L
G2489-15	G2429-15		-17°	0°	3,3	R
G2489-15	G2429-15		-17°	0°	3,3	L
G2489-05	G2429-25		-22°	0°	3,3	R
G2489-05	G2429-25		-22°	0°	3,3	L
slot .018"	slot .022"	6 6 6 6				
G2080-44	G2020-44		0°	0°	4,4	R
G2080-44	G2020-44		0°	0°	4,4	L

CONNECTORS FOR LASER WELDING

Connectors for laser welding are accessories to be welded on the lingual side of the bands. Manufactured with **MIM**[®] technology, they feature a special fit geometry allowing the hold of the wire or the arm of the expander for laser welding of elements with a different thickness. The two models below allow to make expanders, palatal bars and quad-helix with safety and solidity of the welded joints.

Packs of 10



G0560-00 CONNECTOR FOR EXPANDERS



The connector's flanges ensure a good joint to the band by means of a welding machine



The connector's shape enables a correct biomechanical position of the arm and the hygiene of the area

G0570-09 CONNECTOR 0,9 MM FOR MOLARS



Detail of the wire housing into the connector's seat. Connectors ensure a precise fit each time.



Laser welded connections ensure biocompatibility and guarantee mechanical resistance. Appliances utilizing connectors require less finishing and polishing time.

MIM[®] LINGUAL TUBE WITH BALL HOOK



G2846-02 Right

G2846-03 Left

G2847-02 Right, rotation -8°

G2847-03 Left, rotation -8°



The curved flanges adapt to contours of both first and second molars. For use with double wires: .036".

Packs of 10

LINGUAL BUTTONS

G2860-00

Flat for centering on molars



G2865-00

Curved for mesial placement on molars



G2870-00

Deep curved for bicuspid



Packs of 10



LINGUAL CLEATS LOW PROFILE

G2824-00 For molars

G2822-00 For cuspids and bicuspid

Packs of 100

ROUND TUBES



CODE	⌀	↔	pkg.
		mm	
G0533-36	.036"	6,5	10
G0532-45	.045"	5,5	10
G0535-45	.045"	9,5	10

ROUND TUBING



CODE	⌀	pkg.
G0525-36	.036"	1 pc 30cm
G0525-45	.045"	long

G0520-24 TWIN ARCH SYSTEM TUBES

Length 28,6 mm
For double wire .011".
Outer diameter: .036".



G0533-36

For soldering. Inner diameter .036".
Packs of 10

IDEA-L LINGUAL BRACKETS

IDEA-L lingual brackets feature small mesio-distal sizes, 1.4 mm depth and a special bracket design which make the application of Slide ligatures easy. In most cases, the use of a round wire **MEMORIA[®]** .012 is sufficient to get the solution of overcrowding and the aesthetical improvement of smile. In cases of dental rotations and/or major misplacements, wires of higher diameter, like **MEMORIA[®]** or Beta **MEMORIA[®]**, and conventional ligatures may also be used to gain biomechanical control. To get perfect alignment and levelling of the anterior teeth, an accurate position of the bracket is necessary; it is therefore advisable to use an indirect bonding technique with arch transfer trays made in the laboratory or with the special "Jigs" conceived for this technique.



PROFILE OF 1,4 MM DEPTH

FOR PATIENT ACCEPTANCE AND
MINIMAL SPEECH ISSUES



CUSTOM DESIGN

MAKES THE APPLICATION OF THE
SLIDE[™] LIGATURE EASY AND KEEPS
IT IN PLACE DURING TREATMENT



SLIDE[™] LIGATURE
EMBODIES THE PROFILE
OF THE BRACKET,
MAKING IT SMOOTH
AND COMFORTABLE

SPECIAL PLASTIC JIG (FOR RECOMMENDED INDIRECT BONDING)



1
Assemble jig on the bracket with the **SLIDE[™]** ligature hooked under the gingival wing




2
Measure of the height of the selected jig on working cast and select correct size for the best bracket position



3
Position in the mouth and polymerization of the adhesive
































4
Removal of the jig with a rotary movement



5
Bracket with the **SLIDE[™]** ligature under the gingival wing



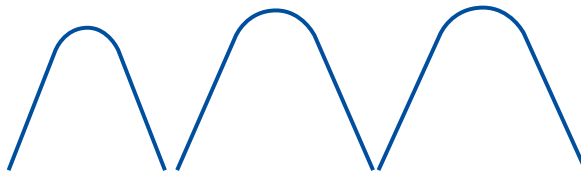
6
Bracket with wire and the **SLIDE[™]** ligature in place

CODE						pkg.
	.018"x.030"			torque	ang.	
F4980-04				0°	0°	$\frac{1}{1}$
F4980-04				0°	0°	$\frac{2}{2}$
F4980-04				0°	0°	$\frac{3}{3}$
F4984-04				0°	0°	$\frac{4}{4}$
F4980-04				0°	0°	$\frac{1}{1}$
F4980-04				0°	0°	$\frac{2}{2}$
F4980-04				0°	0°	$\frac{3}{3}$
F4984-04				0°	0°	$\frac{4}{4}$

MEMORIA[®] AND BETA MEMORIA[®] LINGUAL ARCHWIRES

Sections .012 and .014 are made of a special Nickel Titanium alloy allowing light adaptations necessary in case of treatment extension to first bicuspids, thus keeping high elasticity. Section .016" Beta **MEMORIA[®]** is ideal to optimize the alignment and levelling values. The selector C4950-00 is available to select the correct archwire shape.

Packs of 2



MEMORIA [®] LINGUAL ARCHWIRES	CODE	CODE	CODE	Ø
	small	medium	large	inch
	C4950-12	C4951-12	C4952-12	.012
	C4950-14	C4951-14	C4952-14	.014
BETA MEMORIA [®] LINGUAL ARCHWIRES	CODE	CODE	CODE	Ø
	C4970-16	C4971-16	C4972-16	.016

F4980-91 IDEA-L LINGUAL BRACKET KIT

Composition of the kit: 8 brackets (one arch) and 12 **SLIDE[™]** ligatures extra-small, silver colour



F4900-60 KIT OF ASSORTED JIGS

Six sizes for the selection of the proper position according to the anatomy of the lingual surface of the tooth. Assorted pack of 120 pcs.

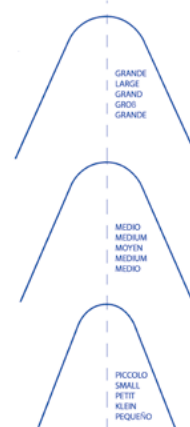


JIGS - REFILL	CODE	size	pkg.
	F4900-01	size 1	20
	F4900-02	size 2	20
	F4900-03	size 3	20
	F4900-04	size 4	20
	F4900-05	size 5	20
	F4900-06	size 6	20



C4950-00 LINGUAL ARCHWIRE SELECTOR

Lay the selector on the model and choose the correct arch shape.



Courtesy of Dr. F. Giuntoli



P1530-00
LABORATORY PLIERS
ADAMS STYLE

Large tips with tungsten carbide inserts. Necessary for bending wires in the laboratory. A round cone tip of 1,3 mm (.051") and a pyramid beak of 1,4 mm (.055"). For wires up to 1,5 mm (.059"). Excellent for Crozat technique.



P1034-00
THREE JAW PLIERS
ROUND

Very sturdy, does not score wires. Suitable for bending the arms of expanders. For wires up to 1,5 mm (.059").

P1034-93
THREE JAWS PLIERS ROUND
WITH ARM BENDING
INSTRUMENT,
P1620-02



P1099-00
HEAVY DUTY CUTTER

For hard wires up to 1,5 mm (.059")



P1162-00
UNIVERSAL PLIERS

Extremely tapered design. For wires up to 0,9 mm (.036").



P1163-00
UNIVERSAL PLIERS

Classic design. For wires up to 0,9 mm (.036").



P1097-00
ADAMS CLASP
FORMING PLIERS
NANCE STYLE

For forming Adams clasps and small stops in the archwires. For wires up to 0,7 mm (.028").



**P1903-00****YOUNG STYLE PLIERS**

For wires up to .040" (1,02 mm).

**P1509-00****STAINLESS STEEL UNIVERSAL BRACKET ALTIMETER**

A small device for measurement of the right height of bracket slots.

P1520-00**SCREWDRIVER**

For use with micro spring screws.
Tip of 1,5 mm.

**P1622-00****ARM BENDING INSTRUMENT FOR FAST BACK**

It facilitates the job of the technician during the construction of the device.

It allows to maintain the linearity of the arm which has to slide on the palatal tube. The aluminium handle joined to the tempered steel tube assures a firm grip to get accurate bends.

**P1620-02****ARM BENDING INSTRUMENT FOR EXPANDERS**

Ideal to bend the expander's arms with ease and precision.
Also for expanders with long arms.

ARM BENDING AND SELF-LOCKING INSTRUMENT FOR EXPANDERS (PATENTED)


Handy instrument to firmly hold the expander; it allows for easy and accurate modeling of the arms along with the special arm bending P1620-02. The instrument ends, with a clutch mechanism, are shaped on the model of expander to avoid damage to the bodies and are kept closed by a cursor clamp device that is turned on and off with a simple thumb action. The edge thickness of the clutching ends is designed to indicate the minimum space between the body of the expander and the palatal vault. By placing the instrument with the screw on the plaster model, the correct inclination and the right height to bend the arms will be clearly visible. It is also useful to test the expander prior to use by opening and closing the expander with the special straight key. **See page 24 for instructional video.**


CODE		for expanders
		A0620-08/09/11/13/15 A2620-07/10/12 A2703-06/09 A2704-06/09 A2705-06/09 A2706-06/09
		A0631-08/10/12
		A0621-08/11 A1621-08/11/13
		A0625-09
		A0625-07

BIOCOMPATIBLE THERMOFORMING MATERIAL


Discs and square plates made out of PET G (Polyethylene Terephthalate modified with Glycol), a material ideal for thermoforming to manufacture dental aligners and post-treatment aesthetic retainers.

The material conforms to ISO 10993-1, and once formed, it features excellent optical transparency, with highly efficient biomechanical properties.



THERMOFORMABLE DISCS Ø 120 mm	CODE	thickness	pkg.
	R7001-05	0,5 mm	25 pcs
	R7001-08	0,8 mm	25 pcs
	R7001-10	1,0 mm	25 pcs
	R7001-15	1,5 mm	15 pcs
	R7001-20	2,0 mm	10 pcs


THERMOFORMABLE DISCS Ø 125 mm	CODE	thickness	pkg.
	R7002-05	0,5 mm	25 pcs
	R7002-08	0,8 mm	25 pcs
	R7002-10	1,0 mm	25 pcs
	R7002-15	1,5 mm	15 pcs
	R7002-20	2,0 mm	10 pcs


THERMOFORMABLE PLATES 125 x 125 mm	CODE	thickness	pkg.
	R7013-05	0,5 mm	25 pcs
	R7013-08	0,8 mm	25 pcs
	R7013-10	1,0 mm	25 pcs
	R7013-15	1,5 mm	15 pcs
	R7013-20	2,0 mm	10 pcs


BIOCOMPATIBLE THERMOFORMING MATERIAL HARD/SOFT

Discs and square plates featuring one soft and one hard side. The soft side is made of EVA (Ethylene Vinyl Acetate) and the hard side is made of PET-G (Polyethylene Terephthalate modified with Glycol). Acrylic resin is perfectly combined with the hard side of the thermo-formable material, making it suitable for the fabrication of splints for people suffering from bruxism or as a retentive base in the construction of complex acrylic appliances, such as anti-snoring devices. Once thermoformed, the material will get a high breakage resistance.



HARD/SOFT DISCS Ø 120 mm	CODE	thickness	pkg.
	R7101-02	2 mm	10 pcs
	R7101-03	3 mm	10 pcs

HARD/SOFT DISCS Ø 120 mm	CODE	thickness	pkg.
	R7102-02	2 mm	10 pcs
	R7102-03	3 mm	10 pcs

HARD/SOFT PLATES 125x125 mm	CODE	thickness	pkg.
	R7113-02	2 mm	10 pcs
	R7113-03	3 mm	10 pcs



ACCESSORIES



N	CODE	Description
1	R4401-00	Spray flask for powder (with tip)
2	R4402-00	Spray flask for liquid (with tip)
3	R4403-00	Large beaker
4	R4404-00	Small beaker
5	R4405-00	Funnel for liquid
6	R4406-00	Funnel for powder
7	R4407-00	Brush
8	R4408-00	Spray nozzle for powder/liquid
9	R4409-00	Spray needle for liquid
10	R4410-00	Arrows



R6320-00 **SEPARATOR LIQUID FOR RESIN**

Ideal for the insulation of the plaster model from the acrylic.

Pack of 1 L



R4550-00 **POLISHING FLUID FOR RESIN**

Spread some drops on the polishing brush.

Pack of 0,5 L



GLOSS FOR PLASTER MODELS

R4520-00 Pack of 0,5 L

R4530-00 Pack of 5 L

It is necessary to use a good ortho plaster but also a good final model gloss to obtain a well-made study model. This model gloss provides polished surfaces with fine detail and protects them over the time.



ORTHODONTIC SOLDERS

R0222-00

Wire form, 0,40 mm in diameter

R0223-00

Tape form, 1 x 0,5 mm

R0224-00

Rods, 1 mm in diameter
For all orthodontic brazing works.
Cadmium free. Silver: 55%.
Melting range: 630° - 660° C.
Packs of 10 g approx



R3711-00 MODELLING WAX

Wax in sheets. It moulds, both cold and hot, without breaking.
Pack of 500 g



R0226-00 FLUX

In paste, for solders:
R0222-00, R0223-00 and R0224-00.
Pack of 30 g approx.



R0227-01 THERMO INSULATOR PASTE FOR SOLDERS

It protects plaster and resin during soldering procedure.
Excellent consistency.
Easy to remove with water.
Pack of 235 ml



R3714-00 THERMOWAX FOR UNDERCUTS

High melting point: 104° C. Particularly suitable to eliminate undercuts. It prevents damage to be caused to the acrylic brightness.
Pack of 100 g in stick



R3713-00 STICKY WAX

High sticky power.
Extreme strength of adhesion to fix the various elements (screws, wires etc.) to the model.
Pack of 100 g in stick

**SAW FOR SET-UP****T1561-00** Saw with 1 blade

T1563-00 12 large serrated blades
Easy change of blades and perfect handiness.

**T1203-00
PLIER RACK****RUBBER MODEL BASE FORMERS**

T3320-00 Large
Packs of 2,
upper and lower

T3321-00 Small
Packs of 2,
upper and lower

**T1121-00
VERTICAL MODEL OCCLUDER**

Entirely made of stainless steel with high precision. The double sliding guides prevent from any undesired lateral movement. Models can be disengaged from the occluder by loosening the locking screw. Locking screw **T1122-00**.

CONVERSION CHARTS

inch	mm	inch	mm	inch	mm	inch	mm	inch	mm
.001	0,03	.017	0,43	.033	0,84	.049	1,24	.065	1,65
.002	0,05	.018	0,46	.034	0,86	.050	1,27	.066	1,68
.003	0,08	.019	0,48	.035	0,89	.051	1,30	.067	1,70
.004	0,10	.020	0,51	.036	0,91	.052	1,32	.068	1,73
.005	0,13	.021	0,53	.037	0,94	.053	1,35	.069	1,75
.006	0,15	.022	0,56	.038	0,96	.054	1,37	.070	1,78
.007	0,18	.023	0,58	.039	0,99	.055	1,40	.071	1,80
.008	0,20	.024	0,61	.040	1,02	.056	1,42	.072	1,83
.009	0,23	.025	0,64	.041	1,04	.057	1,45	.073	1,85
.010	0,25	.026	0,66	.042	1,07	.058	1,47	.074	1,88
.011	0,28	.027	0,69	.043	1,09	.059	1,50	.075	1,90
.012	0,30	.028	0,71	.044	1,12	.060	1,52	.076	1,93
.013	0,33	.029	0,74	.045	1,14	.061	1,55	.077	1,96
.014	0,36	.030	0,76	.046	1,17	.062	1,57	.078	1,98
.015	0,38	.031	0,79	.047	1,19	.063	1,60	.079	2,01
.016	0,41	.032	0,81	.048	1,22	.064	1,63	.080	2,03

inch	mm
1/64"	= .0156
1/32"	= .0312
1/16"	= .0625
1/8"	= .125
1/4"	= .250
3/8"	= .375
1/2"	= .5
5/8"	= .625
3/4"	= .75
7/8"	= .875
1"	= 1.0

1 mg	=	0,0154 grains
1 g	=	1000 mg = 0,0353 oz
1 Kg	=	1000 g = 2.2046 lb
1 ounce	=	28,35 g
1 pound	=	16 ounce = 0,4536 Kg

1 inch = 25,40 mm
1 mm = 0,0394 inch

1 N/mmq = 145.14 p.s.i.
1 p.s.i. = 0,00689 N/mmq

FDI SYSTEM	18	17	16	15	14	13	12	11	21	22	23	24	25	26	27	28
	48	47	46	45	44	43	42	41	31	32	33	34	35	36	37	38

CATALOGUE SYMBOLS

On the various tables of catalogue we used symbols to better indicate the characteristics of our products. Below are the symbols used:	dimensions		angulation	
	diameter		rotation of tube	
one turn of screw	inner diameter		upper right	
expansion	torque of bracket		upper left	
length	torque of tube		lower right	
height	slot		lower left	

Safety data sheets of our products can be downloaded from our web site: www.leone.it

PRODUCT LABEL SYMBOLS

The label on the package of any medical device set on the market will show the symbols in compliance with the harmonized standards. The symbols marked with a single (*) are based on the ISO 21531, ISO 15223-1 and on the 93/42EEC Directive. The symbols marked with double (**) have been instead adapted by Leone.

manufacturer's trade name and address		manufacturer's catalogue code		code number and product description in different languages	
CE mark (made in compliance with 93/42EEC Directive on class IIA or IIB medical devices)		expiry date, if the product is perishable (year/month/day)		storage temperature	
lot number * (indicated by LOT mark)		for professional use only		for single use only	
keep dry		this product contains Nickel-Chromium: possible allergic reactions		keep away from sunlight	
CE mark (made in compliance with 93/42EEC Directive on Class I medical devices)		read the documents enclosed		gamma-ray sterilized	
titanium		surgical steel		this product contains Chromium: possible allergic reactions	
autoclavable at temperature indicated		with content or presence of natural rubber latex		non-sterile	
do not use if package is damaged		read the instructions for use enclosed		bar code or Data Matrix	

* Unless otherwise indicated, the LOT number explains the date of manufacture with the key YYMMDDNN (YY year, MM month, DD day, NN Leone progressive internal number of the lot).
For example: 19021902 indicates the lot no. 2 of February 19, 2019.