

XCN[®] IMPLANT SYSTEM

PRODUCTS FOR
SOFT TISSUE CONDITIONING
AND PROSTHETIC COMPONENTS

HEALING CAPS STANDARD AND LARGE



Ideal for

- two-stage technique
(insertion after a submerged implant healing period)
- one-stage technique
(insertion immediately after implant placement for transgingival healing)

Features

- made of medical grade 5 titanium
- for soft tissue contouring
- GH 1.5: can also be used instead of the cover cap in case of subcrestal implant placement

Health of periimplant tissues

Due to the self-locking Morse taper connection, the gap between implant and healing cap is essentially zero and therefore the body recognizes the two elements as one single element. The absence of a micro gap also provides a hermetic barrier against bacterial infiltration as demonstrated by in-vitro studies. This promotes the clinical success of the one-stage technique documented by multiple clinical studies.

Bibliography: www.leone.it in the section "Scientific publications"

Courtesy of Dr. L. Targetti







Necessary instruments

- selection of the most appropriate cap with the straight Abutment Gauge
- activation of the connection with the abutment seater with straight or offset titanium tip
- unlocking of the connection with the hex head extractor
- **GH 1.5:** after unlocking the connection with the hex head extractor, use the instrument for the cover caps for removal




Sterile package

- 1 healing cap mounted on carrier





Healing cap **standard**

					1:1
Ø connection (mm)	2.2	2.2	2.2	2.2	
Ø prosthetic platform (mm)	3.3	3.3	3.3	3.3	
GH (mm)	1.5	3	5	7	
REF	133-3301-33	131-3303-33	131-3305-33	131-3307-33	




Healing cap **large**

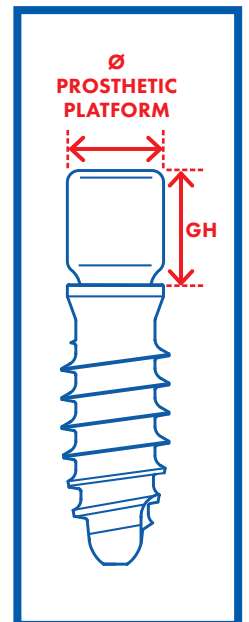
				1:1
Ø connection (mm)	2.2	2.2	2.2	
Ø prosthetic platform (mm)	4.5	4.5	4.5	
GH (mm)	3	5	7	
REF	131-3303-45	131-3305-45	131-3307-45	

Healing cap **standard**

					1:1
Ø connection (mm)	3.0	3.0	3.0	3.0	
Ø prosthetic platform (mm)	4.1	4.1	4.1	4.1	
GH (mm)	1.5	3	5	7	
REF	133-4101-41	131-4103-41	131-4105-41	131-4107-41	

Healing cap **large**

				1:1
Ø connection (mm)	3.0	3.0	3.0	
Ø prosthetic platform (mm)	5.5	5.5	5.5	
GH (mm)	3	5	7	
REF	131-4103-55	131-4105-55	131-4107-55	



Specific products for soft tissue conditioning in case of screw-retained prostheses are also available:

- ExaConnect Plus for single-unit restorations (pages 59, 61)
- MUA Plus for multi-unit restorations (pages 67, 69).

IMPLANT-ABUTMENT MORSE TAPER CONNECTION

Thanks to the combination of screwless self-locking Morse taper and the internal hexagon, the XCN® implant-abutment connection provides:

- outstanding resistance to masticatory forces
- very low percentage of prosthetic complications
- precise transfer of implant position between dental office and laboratory.

Bibliography: www.leone.it in the section "Scientific publications"



EXTRA-ORAL CEMENTATION

The XCN® connection system permits procedures that are not possible with screwed connection systems, such as extra-oral cementation, that eliminates the risks associated with excess cement remaining in the periimplant tissues.



INDEXING OPTIONS

The system offers 3 different indexing options depending on the component selected: **with hexagon, without hexagon and with 360° hexagon.**

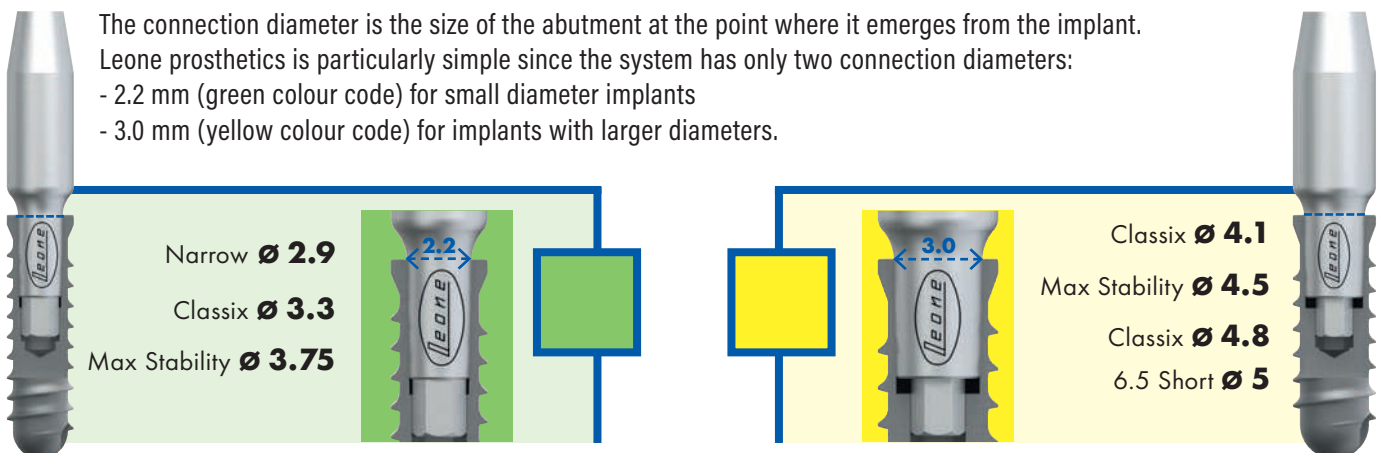
Protected by international patents, the XCN® 360° connection is the only system worldwide allowing for indexed abutments with no limits on positioning. This is possible due to the apical hexagon being independent from the rest of the abutment allowing for free positioning of 360°. In this way it is always easy to achieve parallelism, without losing the important index (hexagon).



CONNECTION DIAMETERS AND COLOUR CODING

The connection diameter is the size of the abutment at the point where it emerges from the implant. Leone prosthetics is particularly simple since the system has only two connection diameters:

- 2.2 mm (green colour code) for small diameter implants
- 3.0 mm (yellow colour code) for implants with larger diameters.



STERILE PROSTHETIC COMPONENTS

The following prosthetic components are available sterile mounted on specific carriers to facilitate immediate loading and the one-stage surgical technique (transgingival healing):

- healing caps, Standard and Large
- ExaConnect Plus with the corresponding healing screw
- MUA Plus with the corresponding healing screw.

CAD-CAM PROSTHETICS

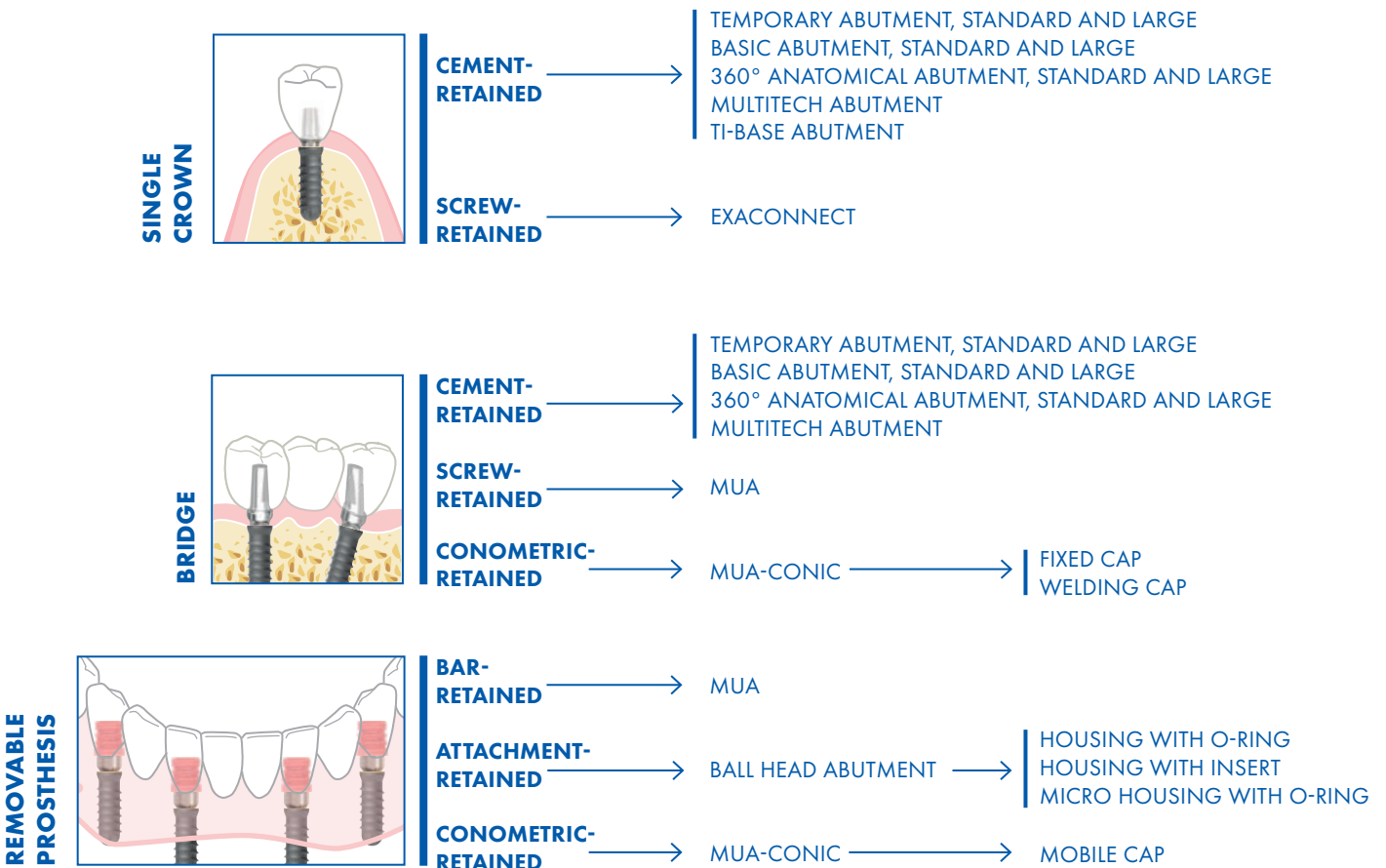
The Leone implant system includes the accessories to fabricate cement-and screw-retained single crowns and bridges as well as bar-retained overdentures with the most widely used CAD-CAM software (3Shape Dental System, TRIOS 3Shape, Exocad DentalCAD and DWOS Dental Wings*). An updated list of CAD-CAM software where Leone system may be found is available at: www.leone.it under section implantology.




Courtesy of Technician M. Pisa

PROSTHETIC VERSATILITY

The Leone implant system offers the possibility to fabricate cement-and screw-retained fixed restorations, fixed and removable conometric-retained restorations, as well as attachment-and bar-retained removable dentures.




*3Shape Dental System and TRIOS are trademarks of 3Shape, Exocad is a registered trademark of Exocad GmbH, DWOS and Dental Wings are registered trademarks of Dental Wings.



SOFT TISSUE CONDITIONING – STERILE PRODUCTS


UNIVERSAL

HEALING CAPS



Standard

- GH 1.5
- GH 3
- GH 5
- GH 7




Large

- GH 3
- GH 5
- GH 7

page 35

FOR SCREW-RETAINED PROSTHESIS ONLY

EXACONNECT PLUS




page 59

- straight
- 7.5° angled
- 15° angled

- GH: 1.5 - 3 - 5

MUA PLUS



page 67


- straight
- 7.5° angled
- 15° angled
- 25° angled
- 35° angled


- GH: 1.5 - 3 - 5

CEMENT-RETAINED PROSTHESIS

TRANSFER IMPLANT LEVEL

TRANSFER **SCAN POST AND SCAN BODY**


 page 51


 page 52

- Standard short
- Standard long
- Large
- Inclined plane
- Pyramid

ANALOGS IMPLANT LEVEL

ANALOG **DIGITAL ANALOG**

 page 51


 page 53

- L 9 mm
- L 13 mm

SCREW-RETAINED PROSTHESIS

ABUTMENTS


EXACONNECT

 page 58

- straight
- 7.5° - 15° angled

- GH: 1.5 - 3 - 5

MUA

 page 66


Standard

- straight
- 7.5° - 15° - 25° - 35° angled


- GH: 1.5 - 3 - 5 - 7

HEALING SCREWS ABUTMENT LEVEL

EXACONNECT HEALING SCREW

 page 60


MUA HEALING SCREW

 page 68

CONOMETRIC-RETAINED PROSTHESIS

ABUTMENTS

MUA-CONIC

 pages 74, 76

Standard


- straight
- 7.5° - 15° - 25° - 35° angled

- GH: 1.5 - 3 - 5 - 7

ATTACHMENT-RETAINED PROSTHESIS

ABUTMENTS

BALL HEAD

 page 82


Standard

- straight
- 15° angled












- GH: 1.5 - 3 - 5

HOUSINGS

WITH O-RING

 page 84




ABUTMENTS

TEMPORARY	BASIC	360° ANATOMICAL	MULTITECH	TI-BASE
 <p>page 44</p>	 <p>page 45</p>	 <p>pages 47, 48</p>	 <p>page 49</p>	 <p>page 50</p>
 <ul style="list-style-type: none"> - straight - 15° angled 	 <ul style="list-style-type: none"> - straight - 15° - 25° angled 	 <ul style="list-style-type: none"> - straight - 15° - 25° angled - GH: 1 - 2 - 3 - 4 	 <ul style="list-style-type: none"> - straight  <ul style="list-style-type: none"> - 15° angled 	 <ul style="list-style-type: none"> - straight

TRANSFER ABUTMENT LEVEL

REPOSITIONABLE AND PICK-UP EXACONNECT	LAB AND SCAN TI-BASE AND SCAN BODY
 <p>page 60</p>	 <p>page 61</p> <ul style="list-style-type: none"> - Inclined plane - Pyramid
REPOSITIONABLE AND PICK-UP MUA	MUA SCAN BODY
 <p>page 68</p>	 <p>page 69</p>



ANALOGS ABUTMENT LEVEL

EXACONNECT ANALOG	MUA ANALOG	MUA DIGITAL ANALOG
 <p>page 60</p>	 <p>page 68</p> <ul style="list-style-type: none"> - straight - 15° angled 	 <p>page 69</p>

PROSTHETIC SCREWS

EXACONNECT CONNECTING SCREWS	MUA CONNECTING SCREWS
 <p>page 62</p>	 <p>page 71</p> <ul style="list-style-type: none"> - Standard - high head


COMPONENTS ABUTMENT LEVEL

EXACONNECT ABUTMENT	MUA CYLINDERS
 <p>pages 61, 62</p> <ul style="list-style-type: none"> - temporary - Ti-Base - burn-out for Ti-Base 	 <p>pages 69, 70</p> <ul style="list-style-type: none"> - CAD-CAM - for bonding - for welding - high burn-out - standard burn-out


CAPS

FIXED	MOBILE	WELDING
 <p>- made of PEEK for fixed prosthesis</p>	 <p>- made of PEEK for removable prosthesis</p>	 <p>page 77</p> <p>- made of titanium for welding techniques</p>



HOUSINGS

WITH INSERT
 <p>page 83</p> <ul style="list-style-type: none"> - with soft white insert - with medium orange insert - with rigid violet insert

MICRO HOUSINGS

WITH MICRO O-RING
 <p>page 84</p>

O-RING REFILLS

O-RING	MICRO O-RING
	 <p>page 84</p>

INSERT REFILLS

 <p>page 83</p> <ul style="list-style-type: none"> - soft white - medium orange - rigid violet
--



SOFT TISSUE CONDITIONING – STERILE PRODUCTS

UNIVERSAL

HEALING CAPS

 Standard

- GH 1.5
- GH 3
- GH 5
- GH 7

 Large

- GH 3
- GH 5
- GH 7

page 35

FOR SCREW-RETAINED PROSTHESIS ONLY

EXACONNECT PLUS

 page 59

- straight
- 7.5° angled
- 15° angled

- GH: 1.5 - 3 - 5





MUA PLUS

 page 67





- straight
- 7.5° angled
- 15° angled
- 25° angled
- 35° angled

- GH: 1.5 - 3 - 5


CEMENT-RETAINED PROSTHESIS

TRANSFER IMPLANT LEVEL		ANALOGS IMPLANT LEVEL	
TRANSFER	SCAN POST AND SCAN BODY	ANALOG	DIGITAL ANALOG
 page 51	 page 52	 page 51	 page 53
- Standard short - Standard long - Large	- Inclined plane - Pyramid	- L 9 mm	- L 13 mm



SCREW-RETAINED PROSTHESIS

ABUTMENTS		HEALING SCREWS ABUTMENT LEVEL	
EXACONNECT		EXACONNECT HEALING SCREW	
 page 58	<ul style="list-style-type: none"> - straight - 7.5° - 15° angled <p>- GH: 1.5 - 3 - 5</p>	 page 60	
MUA		MUA HEALING SCREW	
 page 66	<p>Standard</p> <ul style="list-style-type: none"> - straight - 7.5° - 15° - 25° - 35° angled <p>- GH: 1.5 - 3 - 5 - 7</p>	 page 68	






CONOMETRIC-RETAINED PROSTHESIS

ABUTMENTS	
MUA-CONIC	
 pages 74, 76	<p>Standard</p> <ul style="list-style-type: none"> - straight - 7.5° - 15° - 25° - 35° angled <p>- GH: 1.5 - 3 - 5 - 7</p>



ATTACHMENT-RETAINED PROSTHESIS



ABUTMENTS		HOUSINGS	
BALL HEAD		WITH O-RING	
 page 82	<p>Standard</p> <ul style="list-style-type: none"> - straight - 15° angled <p>- GH: 1.5 - 3 - 5</p>	 page 84	

ABUTMENTS

TEMPORARY	BASIC	360° ANATOMICAL	MULTITECH	TI-BASE
 <p>page 44</p> <ul style="list-style-type: none"> Standard and Large - straight - 15° angled 	 <p>page 45</p> <ul style="list-style-type: none"> Standard and Large - straight - 15° - 25° angled 	 <p>pages 47, 48</p> <ul style="list-style-type: none"> Standard and Large - straight - 15° - 25° angled - GH: 1 - 2 - 3 - 4 	 <p>page 49</p> <ul style="list-style-type: none"> - straight - 15° angled 	 <p>page 50</p> <ul style="list-style-type: none"> - straight



TRANSFER ABUTMENT LEVEL

REPOSITIONABLE AND PICK-UP EXACONNECT	LAB AND SCAN TI-BASE AND SCAN BODY
 <p>page 60</p>	 <p>page 61</p> <ul style="list-style-type: none"> - Inclined plane - Pyramid


REPOSITIONABLE AND PICK-UP MUA	MUA SCAN BODY
 <p>page 68</p>	 <p>page 69</p>


ANALOGS ABUTMENT LEVEL

EXACONNECT ANALOG
 <p>page 60</p>


MUA ANALOG	MUA DIGITAL ANALOG
 <p>page 68</p> <ul style="list-style-type: none"> - straight - 15° angled 	 <p>page 69</p>

PROSTHETIC SCREWS

EXACONNECT CONNECTING SCREWS
 <p>page 62</p>

MUA CONNECTING SCREWS
 <p>page 71</p> <ul style="list-style-type: none"> - Standard - high head

COMPONENTS ABUTMENT LEVEL

EXACONNECT ABUTMENT
 <p>pages 61, 62</p> <ul style="list-style-type: none"> - temporary - Ti-Base - burn-out for Ti-Base

MUA CYLINDERS
 <p>pages 69, 70</p> <ul style="list-style-type: none"> - CAD-CAM - for bonding - for welding - high burn-out - standard burn-out

CAPS

FIXED	MOBILE	WELDING
 <p>- made of PEEK for fixed prosthesis</p>	 <p>- made of PEEK for removable prosthesis</p>	 <p>page 77</p> <p>- made of titanium for welding techniques</p>



HOUSINGS

WITH INSERT
 <p>page 83</p> <ul style="list-style-type: none"> - with soft white insert - with medium orange insert - with rigid violet insert

MICRO HOUSINGS

WITH MICRO O-RING
 <p>page 84</p>

O-RING REFILLS

O-RING	MICRO O-RING
	 <p>page 84</p>

INSERT REFILLS

INSERT REFILLS
 <p>page 83</p> <ul style="list-style-type: none"> - soft white - medium orange - rigid violet

