



























IDEA-L SYSTEM						
			torque	ang.	 .018"	
				0°	$\frac{1}{1}$   1	F4980-04
				0°	$\frac{2}{2}$   2	F4980-04
				0°	$\frac{3}{3}$   3	F4980-04
				0°	$\frac{4}{4}$   4	F4984-04
				0°	$\frac{1}{1}$   1	F4980-04
				0°	$\frac{2}{2}$   2	F4980-04
				0°	$\frac{3}{3}$   3	F4980-04
				0°	$\frac{4}{4}$   4	F4984-04

## D.B. Lingual brackets IDEA-L

Packs of 5



## F4980-91 Lingual bracket IDEA-L kit

Kit content:  
8 brackets (one arch) and  
12 *Slide*<sup>TM</sup> ligatures size extra-small,  
silver color



JIGS FOR IDEA-L LINGUAL BRACKETS		
size	code	
1	F4900-01	pkg. 20
2	F4900-02	
3	F4900-03	
4	F4900-04	
5	F4900-05	
6	F4900-06	



## F4900-60 Kit of Jigs for IDEA-L lingual brackets

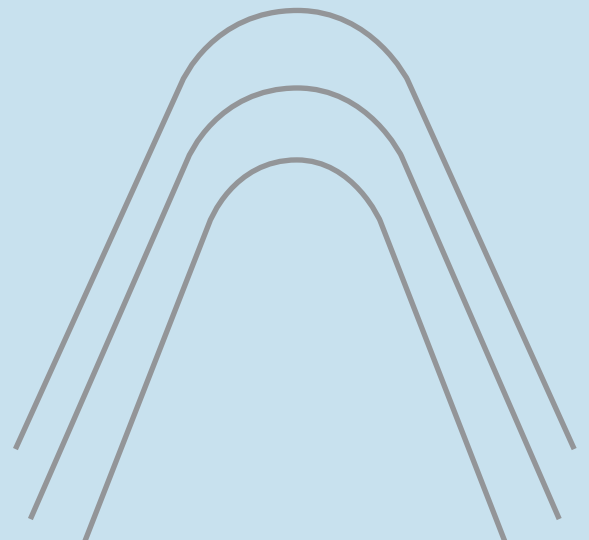
Assorted kit of 120 pcs



## K6264-10 *Slide*<sup>TM</sup> ligatures extra-small - silver color

Pack of 10 modules, 6 ligatures each

LINGUAL ARCHWIRES MEMORIA®				pkg. 2
Ø inch	small	medium	large	
.012	C4950-12	C4951-12	C4952-12	
.014	C4950-14	C4951-14	C4952-14	
LINGUAL ARCHWIRES BETA MEMORIA®				
.016	C4970-16	C4971-16	C4972-16	



### LEONE S.p.a Orthodontics and Implantology

Via P. a Quaracchi, 50 - 50019 Sesto Fiorentino - FIRENZE (Italy)  
Phone +39.0553044620 Fax +39.055304405 info@leone.it www.leone.it

Sshh..  
Sshh..



I have a secret..

ideal Leone  
© LIGHT LINGUAL SYSTEM



lingual system is designed to treat patients with minor misplacements and lapses, who demand for aesthetic smile solutions with an invisible, predictable and fast treatment.



- **Idea-L** lingual brackets feature small mesio-distal sizes and 1,4 mm thickness to ensure patient acceptance and minimize speech issues starting from the first day of treatment. The special design of the bracket makes the application of *Slide*<sup>™</sup> ligature simple and keeps it in place during treatment.



- The use of *Slide*<sup>™</sup> ligatures offers several advantages:
  - *Slide*<sup>™</sup> ligatures embody the profile of the bracket, making it smooth and comfortable
  - *Slide*<sup>™</sup> ligatures allow to take advantage of the biomechanical features of Low Friction with the application of light forces
  - *Slide*<sup>™</sup> ligatures make treatment time shorter.



- In most cases the use of a round wire **Memoria**<sup>®</sup> .012" is sufficient to get the resolution of the overcrowding of the teeth and the aesthetical improvement of smile.

In cases where dental rotations and/or major misplacements are present, wires of higher diameter, like **Memoria**<sup>®</sup> or Beta **Memoria**<sup>®</sup>, and conventional ligatures may also be used to increase biomechanical control.



- Designed for 2D biomechanics with the use of round wires only, Leone lingual system doesn't require any elaborate and expensive set up of models.

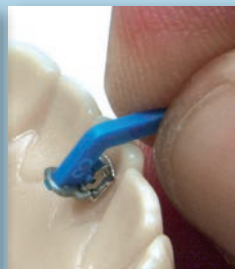


- To get a perfect alignment and levelling of the frontal teeth, an accurate positioning of the bracket is necessary; it is therefore advisable to use an indirect bonding technique with arch transfer trays realized in the laboratory or with the special "Jigs" conceived for this technique.

- Plastic jigs are manufactured in six sizes to allow the choice of the most correct position according to the anatomy of the lingual surface of the tooth.



● Assembling of the jig on the bracket with the *Slide* ligature hooked under the gingival wing



● Measurement of the height of the selected jig on working cast



● Positioning in the mouth and polymerization of the adhesive



● Removal of the jig with a rotary movement



● **Bracket without jig with the *Slide* ligature placed under the gingival wing**



● Bracket with wire and the *Slide* ligature in place

..I am wearing  
an orthodontic  
device..

*guess what?*

**Ideal Leone**  
O LIGHT LINGUAL SYSTEM

Start of treatment



Treatment time 3 months



- Smile cosmetic orthodontics for fast and invisible treatment of minor misplacements and lapses
- Low-Friction 2D biomechanics to align and unravel anterior teeth in few weeks
- Small size brackets with reduced thickness, used in combination with *Slide*<sup>™</sup> ligatures, ensure the best comfort for patient
- Practical and precise positioning with the specific transfer system
- Effective alternative to transparent aligners
- Minimal impact on speech
- No need for patient cooperation

Start of treatment



Treatment time 3 months

