




















































































InterActive Self Ligating D.B. Brackets ROTH System

CODE			torque	ang.		
 .022"x .030"						
F1100-11				+12°	+5°	 1
F1100-21				+12°	+5°	 1
F1100-12				+8°	+9°	 2
F1100-22				+8°	+9°	 2
F1100-13				-2°	+13°	 3
F1100-23				-2°	+13°	 3
F1100-14				-7°	0°	 4
F1100-24				-7°	0°	 4
F1100-15				-7°	0°	 5
F1100-25				-7°	0°	 5
F1100-41				0°	0°	 1
F1100-31				0°	0°	 1
F1100-42				0°	0°	 2
F1100-32				0°	0°	 2
F1100-43				-11°	+7°	 3
F1100-33				-11°	+7°	 3
F1100-44				-17°	0°	 4
F1100-34				-17°	0°	 4
F1100-45				-22°	0°	 5
F1100-35				-22°	0°	 5


















































































Packs of 5

Interactive Self Ligating D.B. Brackets Kit ROTH System

CODE		CODE	
1 case 20 Brackets		10 kits of 1 case	
F1100-91 .022"x .030"		F1101-91 .022"x .030"	





InterActive Self Ligating D.B. Brackets MBT* System

CODE			torque	ang.		
 .022"x .030"						
F1102-11				+17°	+4°	 1
F1102-21				+17°	+4°	 1
F1102-12				+10°	+8°	 2
F1102-22				+10°	+8°	 2
F1102-13				-7°	+8°	 3
F1102-23				-7°	+8°	 3
F1100-14				-7°	0°	 4
F1100-24				-7°	0°	 4
F1100-15				-7°	0°	 5
F1100-25				-7°	0°	 5
F1102-41				-6°	0°	 1
F1102-31				-6°	0°	 1
F1102-42				-6°	0°	 2
F1102-32				-6°	0°	 2
F1102-43				-6°	+3°	 3
F1102-33				-6°	+3°	 3
F1102-44				-12°	+2°	 4
F1102-34				-12°	+2°	 4
F1102-45				-17°	+2°	 5
F1102-35				-17°	+2°	 5

Packs of 5

Interactive Self Ligating D.B. Brackets Kit MBT* System

CODE		CODE	
1 case 20 Brackets		10 kits of 1 case	
F1100-92 .022"x .030"		F1101-92 .022"x .030"	



*MBT is a 3M Unitek Trademark
All the orthodontic brackets illustrated in this brochure are not intended to be a duplication of any other existing bracket nor does Leone Spa imply that they are endorsed by the above mentioned doctors or Schools.



Orthodontics and Implantology

Leone S.p.a.
Via P. a Quaracchi 50
50019 Sesto Fiorentino | Firenze | Italy
Export Dept:
phone +39 055.3044620 | fax +39 055.304405
export@leone.it | www.leone.it

IN-05-18

InterActiveSL

D.B. Metal
Brackets
Self-Ligating



Orthodontics and Implantology

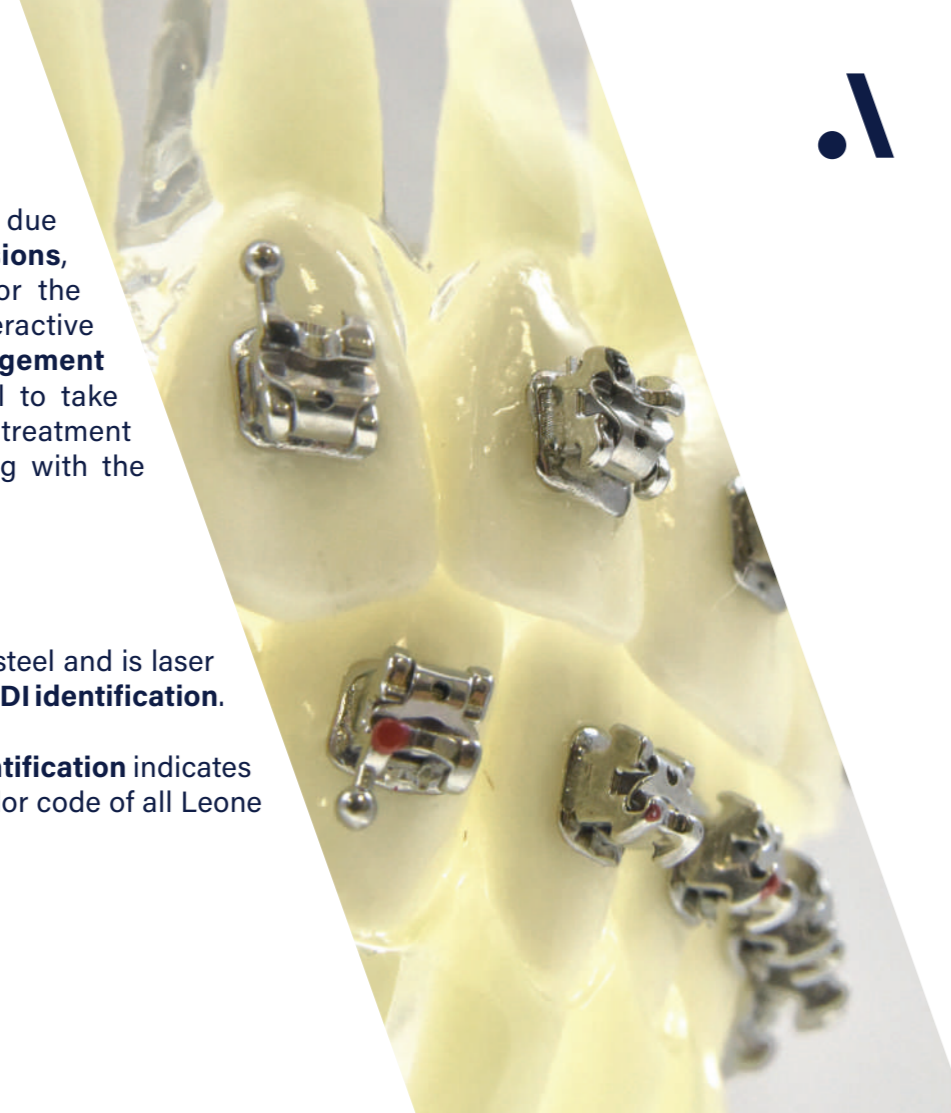
Maximum Comfort and Versatility

InterActive SL self-ligating brackets, due to their design and **reduced dimensions**, offer a **very comfortable treatment** for the patient without loss of control. The interactive clip ensures **an efficient clinical management** with progressive biomechanical control to take advantage of the low friction early in treatment stages, while achieving perfect finishing with the final archwires.

Material & Design

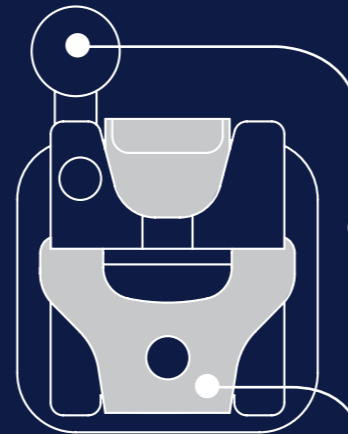
The bracket body is made of biomedical steel and is laser welded on the **80 mesh gauge base with FDI identification**.

The colored dot with disto-gingival identification indicates each bracket quadrant, with the same color code of all Leone bracket range.



Beveled slot on mesio-distal edge: allows sliding of archwires for heavy misalignments, while avoiding notching and binding.

MIM® technology: the ideal technology for the complexity of the design, maximum accuracy of the slot and under the tie wings.



Ball hooks: perfectly spherical and low profile for maximum comfort.



Spring Clip: made of a highly elastic alloy, it guarantees easy and safe open/close movements. The sliding portion of the clip is constrained between the base and the body of the bracket by a laser welding that prevents the possibility of detachment.

Tie wings: for the application of any kind of ligature in the eventual need for a biomechanical total control.

Interactive control

The specific shape of clip and slot of **InterActive** brackets allows the user to modulate the most appropriate level of friction force between bracket and wire, depending on the needs of the various stages of treatment.



Interactive phase
Rectangular arch wires, used for space closure, rotation, and torque control, work to elastically deform the clip for the biomechanical control necessary in these stages of treatment.

Easy open/close

The clip has a central hole and does not require any special tool for opening and closing.



Opening
Insert the tip of a probe or utility tool into the hole in the clip and move towards the occlusal plane.



Passive phase
First stage round arches are not bound by the clip: the low friction will facilitate the process of alignment and leveling.



Active phase
Rectangular arches for finishing and detailing completely fill the slot while going into active contact with clip: this allows the exploitation of elastic properties in order to obtain minimal movements for finishing of treatment.



Closing
Slide the clip with a slight pressure towards the gums using a tool tip or even just a finger.